

## Annex I

### Parties and non-parties to the United Nations Convention against Illicit Traffic in Narcotic Drugs and Psychotropic Substances of 1988, by region, as at 1 November 2020

*Note:* The date on which the instrument of ratification or accession was deposited is indicated in parentheses.

| <i>Region</i> | <i>Party to the 1988 Convention</i>                   |                                    | <i>Non-party to the 1988 Convention</i> |
|---------------|---|------------------------------------|---|
| AFRICA        | Algeria<br>(9 May 1995)                               | Gabon<br>(10 July 2006)            | Equatorial Guinea                       |
|               | Angola<br>(26 October 2005)                           | Gambia<br>(23 April 1996)          | Somalia                                 |
|               | Benin<br>(23 May 1997)                                | Ghana<br>(10 April 1990)           | South Sudan                             |
|               | Botswana<br>(13 August 1996)                          | Guinea<br>(27 December 1990)       |   |
|               | Burkina Faso<br>(2 June 1992)                         | Guinea-Bissau<br>(27 October 1995) |   |
|               | Burundi<br>(18 February 1993)                         | Kenya<br>(19 October 1992)         |   |
|               | Cabo Verde<br>(8 May 1995)                            | Lesotho<br>(28 March 1995)         |   |
|               | Cameroon<br>(28 October 1991)                         | Liberia<br>(16 September 2005)     |   |
|               | Central African Republic<br>(15 October 2001)         | Libya<br>(22 July 1996)            |   |
|               | Chad<br>(9 June 1995)                                 | Madagascar<br>(12 March 1991)      |   |
|               | Comoros<br>(1 March 2000)                             | Malawi<br>(12 October 1995)        |   |
|               | Congo<br>(3 March 2004)                               | Mali<br>(31 October 1995)          |   |
|               | Côte d'Ivoire<br>(25 November 1991)                   | Mauritania<br>(1 July 1993)        |   |
|               | Democratic Republic of the Congo<br>(28 October 2005) | Mauritius<br>(6 March 2001)        |   |
|               | Djibouti<br>(22 February 2001)                        | Morocco<br>(28 October 1992)       |   |
|               | Egypt<br>(15 March 1991)                              | Mozambique<br>(8 June 1998)        |   |
|               | Eritrea<br>(30 January 2002)                          | Namibia<br>(6 March 2009)          |   |
|               | Eswatini<br>(8 October 1995)                          | Niger<br>(10 November 1992)        |   |
|               | Ethiopia<br>(11 October 1994)                         | Nigeria<br>(1 November 1989)       |   |

| <i>Region</i>                      | <i>Party to the 1988 Convention</i>                  |  | <i>Non-party to the 1988 Convention</i> |
|------------------------------------|--|--|---|
|                                    | Rwanda<br>(13 May 2002)                              | Togo<br>(1 August 1990)                              |   |
|                                    | Sao Tome and Principe<br>(20 June 1996)              | Tunisia<br>(20 September 1990)                       |   |
|                                    | Senegal<br>(27 November 1989)                        | Uganda<br>(20 August 1990)                           |   |
|                                    | Seychelles<br>(27 February 1992)                     | United Republic of Tanzania<br>(17 April 1996)       |   |
|                                    | Sierra Leone<br>(6 June 1994)                        | Zambia<br>(28 May 1993)                              |   |
|                                    | South Africa<br>(14 December 1998)                   | Zimbabwe<br>(30 July 1993)                           |   |
|                                    | Sudan<br>(19 November 1993)                          |  |   |
| <b>Regional total</b><br><b>54</b> | <b>51</b>  |  | <b>3</b>                                |
| AMERICAS                           | Antigua and Barbuda<br>(5 April 1993)                | Guatemala<br>(28 February 1991)                      |   |
|                                    | Argentina<br>(10 June 1993)                          | Guyana<br>(19 March 1993)                            |   |
|                                    | Bahamas<br>(30 January 1989)                         | Haiti<br>(18 September 1995)                         |   |
|                                    | Barbados<br>(15 October 1992)                        | Honduras<br>(11 December 1991)                       |   |
|                                    | Belize<br>(24 July 1996)                             | Jamaica<br>(29 December 1995)                        |   |
|                                    | Bolivia (Plurinational State of)<br>(20 August 1990) | Mexico<br>(11 April 1990)                            |   |
|                                    | Brazil<br>(17 July 1991)                             | Nicaragua<br>(4 May 1990)                            |   |
|                                    | Canada<br>(5 July 1990)                              | Panama<br>(13 January 1994)                          |   |
|                                    | Chile<br>(13 March 1990)                             | Paraguay<br>(23 August 1990)                         |   |
|                                    | Colombia<br>(10 June 1994)                           | Peru<br>(16 January 1992)                            |   |
|                                    | Costa Rica<br>(8 February 1991)                      | Saint Kitts and Nevis<br>(19 April 1995)             |   |
|                                    | Cuba<br>(12 June 1996)                               | Saint Lucia<br>(21 August 1995)                      |   |
|                                    | Dominica<br>(30 June 1993)                           | Saint Vincent and the<br>Grenadines<br>(17 May 1994) |   |
|                                    | Dominican Republic<br>(21 September 1993)            | Suriname<br>(28 October 1992)                        |   |
|                                    | Ecuador<br>(23 March 1990)                           | Trinidad and Tobago<br>(17 February 1995)            |   |
|                                    | El Salvador<br>(21 May 1993)                         | United States of America<br>(20 February 1990)       |   |
|                                    | Grenada<br>(10 December 1990)                        | Uruguay<br>(10 March 1995)                           |   |

| <i>Region</i>                | <i>Party to the 1988 Convention</i>                         | <i>Non-party to the 1988 Convention</i>    |
|------------------------------|---|--|
|                              | Venezuela<br>(Bolivarian Republic of)<br>(16 July 1991)     |  |
| <b>Regional total<br/>35</b> | <b>35</b>   | <b>0</b>                                   |
| ASIA                         | Afghanistan<br>(14 February 1992)                           | Lebanon<br>(11 March 1996)                 |
|                              | Armenia<br>(13 September 1993)                              | Malaysia<br>(11 May 1993)                  |
|                              | Azerbaijan<br>(22 September 1993)                           | Maldives<br>(7 September 2000)             |
|                              | Bahrain<br>(7 February 1990)                                | Mongolia<br>(25 June 2003)                 |
|                              | Bangladesh<br>(11 October 1990)                             | Myanmar<br>(11 June 1991)                  |
|                              | Bhutan<br>(27 August 1990)                                  | Nepal<br>(24 July 1991)                    |
|                              | Brunei Darussalam<br>(12 November 1993)                     | Oman<br>(15 March 1991)                    |
|                              | Cambodia<br>(2 April 2005)                                  | Pakistan<br>(25 October 1991)              |
|                              | China<br>(25 October 1989)                                  | Philippines<br>(7 June 1996)               |
|                              | Democratic People's Republic<br>of Korea<br>(19 March 2007) | Qatar<br>(4 May 1990)                      |
|                              | Georgia<br>(8 January 1998)                                 | Republic of Korea<br>(28 December 1998)    |
|                              | India<br>(27 March 1990)                                    | Saudi Arabia<br>(9 January 1992)           |
|                              | Indonesia<br>(23 February 1999)                             | Singapore<br>(23 October 1997)             |
|                              | Iran (Islamic Republic of)<br>(7 December 1992)             | Sri Lanka<br>(6 June 1991)                 |
|                              | Iraq<br>(22 July 1998)                                      | State of Palestine<br>(29 December 2017)   |
|                              | Israel<br>(20 March 2002)                                   | Syrian Arab Republic<br>(3 September 1991) |
|                              | Japan<br>(12 June 1992)                                     | Tajikistan<br>(6 May 1996)                 |
|                              | Jordan<br>(16 April 1990)                                   | Thailand<br>(3 May 2002)                   |
|                              | Kazakhstan<br>(29 April 1997)                               | Timor-Leste<br>(3 June 2014)               |
|                              | Kuwait<br>(3 November 2000)                                 | Turkey<br>(2 April 1996)                   |
|                              | Kyrgyzstan<br>(7 October 1994)                              | Turkmenistan<br>(21 February 1996)         |
|                              | Lao People's Democratic<br>Republic<br>(1 October 2004)     | United Arab Emirates<br>(12 April 1990)    |

| <i>Region</i>                      | <i>Party to the 1988 Convention</i>          |  | <i>Non-party to the 1988 Convention</i> |
|------------------------------------|--|--|---|
|                                    | Uzbekistan<br>(24 August 1995)               | Yemen<br>(25 March 1996)   |   |
|                                    | Viet Nam<br>(4 November 1997)                |  |   |
| <b>Regional total</b><br><b>47</b> | <b>47</b>                                    |  | <b>0</b>                                |
| EUROPE                             | Albania<br>(27 July 2001)                    | Liechtenstein<br>(9 March 2007)  |   |
|                                    | Andorra<br>(23 July 1999)                    | Lithuania <sup>a</sup><br>(8 June 1998)  |   |
|                                    | Austria <sup>a</sup><br>(11 July 1997)       | Luxembourg <sup>a</sup><br>(29 April 1992)   |   |
|                                    | Belarus<br>(15 October 1990)                 | Malta <sup>a</sup><br>(28 February 1996)   |   |
|                                    | Belgium <sup>a</sup><br>(25 October 1995)    | Monaco<br>(23 April 1991)  |   |
|                                    | Bosnia and Herzegovina<br>(1 September 1993) | Montenegro<br>(3 June 2006)  |   |
|                                    | Bulgaria <sup>a</sup><br>(24 September 1992) | Netherlands <sup>a</sup><br>(8 September 1993)   |   |
|                                    | Croatia <sup>a</sup><br>(26 July 1993)       | North Macedonia<br>(13 October 1993)   |   |
|                                    | Cyprus <sup>a</sup><br>(25 May 1990)         | Norway<br>(14 November 1994)   |   |
|                                    | Czechia <sup>a</sup><br>(30 December 1993)   | Poland <sup>a</sup><br>(26 May 1994)   |   |
|                                    | Denmark <sup>a</sup><br>(19 December 1991)   | Portugal <sup>a</sup><br>(3 December 1991)   |   |
|                                    | Estonia <sup>a</sup><br>(12 July 2000)       | Republic of Moldova<br>(15 February 1995)  |   |
|                                    | Finland <sup>a</sup><br>(15 February 1994)   | Romania <sup>a</sup><br>(21 January 1993)  |   |
|                                    | France <sup>a</sup><br>(31 December 1990)    | Russian Federation<br>(17 December 1990)   |   |
|                                    | Germany <sup>a</sup><br>(30 November 1993)   | San Marino<br>(10 October 2000)  |   |
|                                    | Greece <sup>a</sup><br>(28 January 1992)     | Serbia<br>(3 January 1991)   |   |
|                                    | Holy See<br>(25 January 2012)                | Slovakia <sup>a</sup><br>(28 May 1993)   |   |
|                                    | Hungary <sup>a</sup><br>(15 November 1996)   | Slovenia <sup>a</sup><br>(6 July 1992)   |   |
|                                    | Iceland<br>(2 September 1997)                | Spain <sup>a</sup><br>(13 August 1990)   |   |
|                                    | Ireland <sup>a</sup><br>(3 September 1996)   | Sweden <sup>a</sup><br>(22 July 1991)  |   |
|                                    | Italy <sup>a</sup><br>(31 December 1990)     | Switzerland<br>(14 September 2005)   |   |
|                                    | Latvia <sup>a</sup><br>(25 February 1994)    | United Kingdom of Great<br>Britain and Northern Ireland <sup>b</sup><br>(28 June 1991) |   |

| <i>Region</i>                | <i>Party to the 1988 Convention</i>                  |   | <i>Non-party to the 1988 Convention</i> |
|------------------------------|--|---|---|
|                              | Ukraine<br>(28 August 1991)                          | European Union <sup>c</sup><br>(31 December 1990) |   |
| <b>Regional total<br/>46</b> | <b>46</b>  |   | <b>0</b>                                |
| OCEANIA                      | Australia<br>(16 November 1992)                      | New Zealand<br>(16 December 1998)                 | Kiribati                                |
|                              | Cook Islands<br>(22 February 2005)                   | Niue<br>(16 July 2012)                            | Papua New Guinea                        |
|                              | Fiji<br>(25 March 1993)                              | Palau<br>(14 August 2019)                         | Solomon Islands                         |
|                              | Marshall Islands<br>(5 November 2010)                | Samoa<br>(19 August 2005)                         | Tuvalu                                  |
|                              | Micronesia<br>(Federated States of)<br>(6 July 2004) | Tonga<br>(29 April 1996)                          |   |
|                              | Nauru<br>(12 July 2012)                              | Vanuatu<br>(26 January 2006)                      |   |
| <b>Regional total<br/>16</b> | <b>12</b>  |   | <b>4</b>                                |
| <b>World total<br/>198</b>   | <b>191</b>   |   | <b>7</b>                                |

<sup>a</sup>State member of the European Union.

<sup>b</sup>The United Kingdom has left the European Union and is in a transition period until the end of 2020.

<sup>c</sup>Extent of competence: article 12.

## Annex II

### Submission of information by Governments pursuant to article 12 of the United Nations Convention against Illicit Traffic in Narcotic Drugs and Psychotropic Substances of 1988 (form D) for the period 2015–2019

*Notes:* The names of non-metropolitan territories and special administrative regions are in italics.  
 A blank signifies that form D was not received.  
 “X” signifies that a completed form D (or equivalent report) was submitted (including forms in which all fields contained “nil”, “0”, “none”, etc.).  
 Entries for parties to the 1988 Convention (and for the years that they have been parties) are shaded.

| <i>Country or territory</i>               | <i>2015</i> | <i>2016</i> | <i>2017</i> | <i>2018</i> | <i>2019</i> |
|---|-------------|-------------|-------------|-------------|-------------|
| Afghanistan                               | X           | X           | X           | X           | X           |
| Albania                                   | X           | X           | X           | X           | X           |
| Algeria                                   | X           | X           | X           | X           |             |
| Andorra                                   | X           | X           | X           |             |             |
| Angola                                    |             | X           | X           | X           | X           |
| <i>Anguilla<sup>a</sup></i>               |             |             |             |             |             |
| Antigua and Barbuda                       |             |             |             |             |             |
| Argentina                                 | X           | X           | X           | X           | X           |
| Armenia                                   | X           | X           | X           | X           | X           |
| <i>Aruba<sup>a</sup></i>                  |             |             |             |             |             |
| <i>Ascension</i>                          |             |             |             |             |             |
| Australia                                 | X           | X           | X           |             | X           |
| Austria <sup>b</sup>                      | X           | X           | X           | X           | X           |
| Azerbaijan                                | X           | X           | X           | X           | X           |
| Bahamas                                   |             |             |             |             |             |
| Bahrain                                   | X           | X           | X           | X           | X           |
| Bangladesh                                | X           |             | X           |             |             |
| Barbados                                  |             |             |             |             |             |
| Belarus                                   | X           | X           | X           | X           | X           |
| Belgium <sup>b</sup>                      | X           | X           | X           | X           | X           |
| Belize                                    |             |             | X           |             |             |
| Benin                                     | X           | X           | X           | X           |             |
| <i>Bermuda<sup>a</sup></i>                |             |             |             |             |             |
| Bhutan                                    | X           | X           | X           | X           | X           |
| Bolivia (Plurinational State of)          | X           | X           | X           | X           |             |
| Bosnia and Herzegovina                    | X           | X           | X           | X           | X           |
| Botswana                                  |             |             | X           |             | X           |
| Brazil                                    | X           | X           | X           | X           | X           |
| <i>British Virgin Islands<sup>a</sup></i> |             |             |             |             |             |

| <i>Country or territory</i>                  | <i>2015</i> | <i>2016</i> | <i>2017</i> | <i>2018</i> | <i>2019</i> |
|--|-------------|-------------|-------------|-------------|-------------|
| Brunei Darussalam                            | X           | X           | X           | X           | X           |
| Bulgaria <sup>b</sup>                        | X           | X           | X           | X           | X           |
| Burkina Faso                                 |             |             |             |             |             |
| Burundi                                      | X           |             |             |             | X           |
| Cabo Verde                                   | X           | X           | X           | X           |             |
| Cambodia                                     |             |             |             |             |             |
| Cameroon                                     |             |             |             |             | X           |
| Canada                                       | X           | X           | X           | X           | X           |
| <i>Cayman Islands<sup>a</sup></i>            |             |             |             |             |             |
| Central African Republic                     |             |             |             |             |             |
| Chad   | X           |             |             |             | X           |
| Chile  | X           | X           | X           | X           | X           |
| China  | X           | X           |             | X           |             |
| <i>China, Hong Kong SAR</i>                  |             | X           |             | X           | X           |
| <i>China, Macao SAR</i>                      | X           |             |             | X           |             |
| <i>Christmas Island<sup>a,c</sup></i>        |             |             |             |             |             |
| <i>Cocos (Keeling) Islands<sup>a,c</sup></i> |             |             |             |             |             |
| Colombia                                     | X           | X           | X           | X           | X           |
| Comoros                                      |             |             |             |             |             |
| Congo  |             |             |             |             |             |
| Cook Islands                                 |             |             |             |             |             |
| Costa Rica                                   | X           | X           | X           | X           | X           |
| Côte d'Ivoire                                |             | X           |             |             |             |
| Croatia <sup>b</sup>                         | X           | X           | X           | X           | X           |
| Cuba   |             |             |             |             |             |
| <i>Curaçao</i>                               | X           | X           | X           |             |             |
| Cyprus <sup>b</sup>                          | X           | X           | X           | X           | X           |
| Czechia <sup>b,d</sup>                       | X           | X           | X           | X           | X           |
| Democratic People's Republic of Korea        | X           | X           | X           | X           |             |
| Democratic Republic of the Congo             | X           | X           | X           | X           | X           |
| Denmark <sup>b</sup>                         | X           | X           | X           | X           | X           |
| Djibouti                                     |             |             |             |             |             |
| Dominica                                     |             | X           |             | X           | X           |
| Dominican Republic                           | X           |             | X           | X           | X           |
| Ecuador                                      | X           | X           | X           | X           | X           |
| Egypt  | X           | X           | X           | X           | X           |
| El Salvador                                  | X           | X           | X           | X           | X           |
| Equatorial Guinea                            |             |             |             |             |             |
| Eritrea                                      |             |             |             |             |             |
| Estonia <sup>b</sup>                         | X           | X           | X           | X           | X           |
| Eswatini <sup>e</sup>                        |             |             |             |             |             |
| Ethiopia                                     | X           |             |             |             |             |
| <i>Falkland Islands (Malvinas)</i>           | X           | X           |             |             |             |
| Fiji   |             | X           |             |             |             |
| Finland <sup>b</sup>                         | X           | X           | X           | X           | X           |

| <i>Country or territory</i>         | <i>2015</i> | <i>2016</i> | <i>2017</i> | <i>2018</i> | <i>2019</i> |
|-------------------------------------|-------------|-------------|-------------|-------------|-------------|
| France <sup>b</sup>                 | X           | X           | X           | X           | X           |
| <i>French Polynesia<sup>a</sup></i> | X           |             |             |             |             |
| Gabon                               |             |             |             | X           | X           |
| Gambia                              |             | X           |             |             |             |
| Georgia                             | X           | X           | X           | X           | X           |
| Germany <sup>b</sup>                | X           | X           | X           | X           | X           |
| Ghana                               | X           | X           | X           |             | X           |
| <i>Gibraltar</i>                    |             |             |             |             |             |
| Greece <sup>b</sup>                 | X           | X           | X           | X           | X           |
| Grenada                             |             |             |             |             |             |
| Guatemala                           | X           | X           | X           | X           | X           |
| Guinea                              |             |             |             |             |             |
| Guinea-Bissau                       |             |             |             |             |             |
| Guyana                              | X           | X           |             | X           | X           |
| Haiti                               | X           |             |             | X           |             |
| Holy See <sup>f</sup>               |             |             |             |             |             |
| Honduras                            | X           | X           | X           | X           | X           |
| Hungary <sup>b</sup>                | X           | X           | X           | X           | X           |
| Iceland                             | X           | X           | X           |             | X           |
| India                               | X           | X           | X           | X           | X           |
| Indonesia                           | X           | X           | X           | X           | X           |
| Iran (Islamic Republic of)          | X           | X           | X           | X           | X           |
| Iraq                                |             | X           |             |             |             |
| Ireland <sup>b</sup>                | X           | X           | X           | X           | X           |
| Israel                              | X           | X           | X           | X           |             |
| Italy <sup>b</sup>                  | X           | X           | X           | X           | X           |
| Jamaica                             | X           | X           | X           | X           | X           |
| Japan                               | X           | X           | X           | X           | X           |
| Jordan                              | X           | X           | X           | X           | X           |
| Kazakhstan                          | X           | X           | X           | X           | X           |
| Kenya                               | X           | X           | X           |             |             |
| <i>Kiribati</i>                     |             |             |             |             |             |
| Kuwait                              | X           |             |             |             |             |
| Kyrgyzstan                          | X           | X           |             | X           | X           |
| Lao People's Democratic Republic    | X           | X           | X           | X           | X           |
| Latvia <sup>b</sup>                 | X           | X           | X           | X           | X           |
| Lebanon                             | X           | X           | X           | X           | X           |
| Lesotho                             |             |             |             |             |             |
| Liberia                             |             |             |             |             |             |
| Libya                               |             |             |             |             |             |
| <i>Liechtenstein<sup>g</sup></i>    |             |             |             |             |             |
| Lithuania <sup>b</sup>              | X           | X           | X           | X           | X           |
| Luxembourg <sup>b</sup>             | X           | X           | X           |             |             |
| Madagascar                          | X           | X           |             | X           | X           |
| Malawi                              |             |             |             |             |             |



| <i>Country or territory</i>         | <i>2015</i> | <i>2016</i> | <i>2017</i> | <i>2018</i> | <i>2019</i> |
|-------------------------------------|-------------|-------------|-------------|-------------|-------------|
| Malaysia                            | X           | X           | X           | X           | X           |
| Maldives                            |             | X           |             |             | X           |
| Mali                                | X           | X           |             |             |             |
| Malta <sup>b</sup>                  | X           | X           | X           | X           | X           |
| Marshall Islands                    |             |             |             |             |             |
| Mauritania                          |             |             |             | X           |             |
| Mauritius                           |             |             |             | X           | X           |
| Mexico                              | X           | X           | X           | X           | X           |
| Micronesia (Federated States of)    |             |             |             |             |             |
| Monaco                              |             | X           | X           | X           | X           |
| Mongolia                            | X           | X           | X           |             |             |
| Montenegro                          | X           | X           | X           | X           | X           |
| <i>Montserrat<sup>a</sup></i>       | X           | X           | X           | X           |             |
| Morocco                             | X           | X           | X           | X           | X           |
| Mozambique                          |             | X           |             | X           |             |
| Myanmar                             | X           | X           | X           | X           | X           |
| Namibia                             |             | X           |             |             |             |
| Nauru                               |             |             |             |             |             |
| Nepal                               |             |             | X           |             |             |
| Netherlands <sup>b</sup>            | X           | X           | X           | X           | X           |
| <i>New Caledonia<sup>a</sup></i>    | X           | X           |             |             |             |
| New Zealand                         | X           | X           | X           | X           | X           |
| Nicaragua                           | X           | X           | X           | X           | X           |
| Niger                               |             |             |             |             |             |
| Nigeria                             | X           | X           | X           | X           | X           |
| Niue                                |             |             |             |             |             |
| <i>Norfolk Island<sup>a,c</sup></i> |             |             |             |             |             |
| North Macedonia <sup>h</sup>        |             |             |             | X           |             |
| Norway                              | X           |             | X           | X           | X           |
| Oman                                | X           | X           | X           |             |             |
| Pakistan                            | X           | X           | X           | X           | X           |
| Palau                               |             |             |             |             |             |
| Panama                              | X           | X           | X           | X           | X           |
| Papua New Guinea                    |             |             |             |             |             |
| Paraguay                            |             | X           | X           |             |             |
| Peru                                | X           | X           |             | X           | X           |
| Philippines                         | X           | X           | X           | X           | X           |
| Poland <sup>b</sup>                 | X           | X           | X           | X           | X           |
| Portugal <sup>b</sup>               | X           | X           | X           | X           | X           |
| Qatar                               |             |             | X           | X           | X           |
| Republic of Korea                   | X           | X           | X           | X           | X           |
| Republic of Moldova                 | X           | X           | X           | X           |             |
| Romania <sup>b</sup>                | X           | X           | X           | X           | X           |
| Russian Federation                  | X           | X           | X           | X           | X           |
| Rwanda                              | X           |             |             |             | X           |

| <i>Country or territory</i>                                       | <i>2015</i> | <i>2016</i> | <i>2017</i> | <i>2018</i> | <i>2019</i> |
|---|-------------|-------------|-------------|-------------|-------------|
| <i>Saint Helena</i>   |             |             |             |             |             |
| Saint Kitts and Nevis   |             |             |             |             |             |
| Saint Lucia   | X           | X           | X           | X           | X           |
| Saint Vincent and the Grenadines                                  | X           | X           |             | X           | X           |
| Samoa   |             |             |             |             |             |
| San Marino <sup>f</sup>   |             |             |             | X           |             |
| Sao Tome and Principe   |             |             |             |             |             |
| Saudi Arabia  | X           | X           | X           | X           | X           |
| Senegal   | X           | X           |             | X           |             |
| Serbia  |             | X           | X           | X           |             |
| Seychelles  |             | X           |             |             |             |
| Sierra Leone  |             |             |             | X           | X           |
| Singapore   | X           | X           | X           |             |             |
| <i>Sint Maarten</i>   |             |             |             |             |             |
| Slovakia <sup>b</sup>   | X           | X           | X           | X           | X           |
| Slovenia <sup>b</sup>   | X           | X           | X           | X           | X           |
| Solomon Islands   |             |             |             |             |             |
| Somalia   |             |             |             |             |             |
| South Africa  | X           | X           | X           | X           | X           |
| South Sudan   |             |             | X           | X           |             |
| Spain <sup>b</sup>  | X           | X           | X           | X           | X           |
| Sri Lanka   | X           | X           | X           | X           |             |
| Sudan   | X           | X           | X           | X           | X           |
| Suriname  |             |             |             | X           |             |
| Sweden <sup>b</sup>   | X           | X           | X           | X           | X           |
| Switzerland   | X           | X           | X           | X           | X           |
| Syrian Arab Republic  | X           | X           | X           | X           | X           |
| Tajikistan  | X           | X           | X           | X           | X           |
| Thailand  | X           | X           | X           | X           | X           |
| Timor-Leste   |             |             |             |             | X           |
| Togo  |             |             |             |             |             |
| Tonga   |             |             |             |             |             |
| Trinidad and Tobago   | X           | X           | X           | X           | X           |
| <i>Tristan da Cunha</i>   |             |             |             |             |             |
| Tunisia   | X           | X           | X           | X           | X           |
| Turkey  | X           | X           | X           | X           | X           |
| Turkmenistan  | X           | X           |             |             |             |
| <i>Turks and Caicos Islands<sup>a</sup></i>                       |             |             |             |             |             |
| Tuvalu  |             |             |             |             |             |
| Uganda  | X           |             |             | X           | X           |
| Ukraine   | X           | X           | X           | X           | X           |
| United Arab Emirates  | X           | X           | X           | X           | X           |
| United Kingdom of Great Britain and Northern Ireland <sup>i</sup> | X           | X           | X           | X           | X           |
| United Republic of Tanzania                                       | X           | X           | X           | X           | X           |

| <i>Country or territory</i>   | <i>2015</i> | <i>2016</i> | <i>2017</i> | <i>2018</i> | <i>2019</i> |
|---|-------------|-------------|-------------|-------------|-------------|
| United States of America  | X           | X           | X           | X           | X           |
| Uruguay   | X           | X           | X           | X           | X           |
| Uzbekistan  | X           | X           | X           | X           | X           |
| Vanuatu   |             |             |             |             |             |
| Venezuela (Bolivarian Republic of)                                  | X           | X           | X           | X           | X           |
| Viet Nam  | X           |             | X           | X           | X           |
| <i>Wallis and Futuna Islands<sup>a</sup></i>                        |             |             |             |             |             |
| Yemen   |             |             |             | X           | X           |
| Zambia  |             |             |             |             |             |
| Zimbabwe  | X           | X           | X           | X           | X           |
| <b>Total number of Governments that submitted form D</b>            | <b>137</b>  | <b>134</b>  | <b>122</b>  | <b>128</b>  | <b>118</b>  |
| <b>Total number of Governments requested to provide information</b> | <b>213</b>  | <b>213</b>  | <b>213</b>  | <b>213</b>  | <b>213</b>  |

<sup>a</sup>Territorial application of the 1988 Convention has been confirmed by the authorities concerned.

<sup>b</sup>State member of the European Union.

<sup>c</sup>Information was provided by Australia.

<sup>d</sup>Since 17 May 2016, "Czechia" has replaced "Czech Republic" as the short name used in the United Nations.

<sup>e</sup>Since 19 April 2018, "Eswatini" has replaced "Swaziland" as the short name used in the United Nations.

<sup>f</sup>The Holy See and San Marino did not furnish form D separately as their data are included in the report of Italy.

<sup>g</sup>Liechtenstein did not furnish form D separately as its data are included in the report of Switzerland.

<sup>h</sup>Since 14 February 2019, "North Macedonia" has replaced "the former Yugoslav Republic of Macedonia" as the short name used in the United Nations.

<sup>i</sup>The United Kingdom has left the European Union and is in a transition period until the end of 2020.

## Annex III

### Seizures of substances in Tables I and II of the United Nations Convention against Illicit Traffic in Narcotic Drugs and Psychotropic Substances of 1988, as reported to the International Narcotics Control Board, 2015–2019

1. Tables A and B below show information on seizures of the substances included in Tables I and II of the United Nations Convention against Illicit Traffic in Narcotic Drugs and Psychotropic Substances of 1988, furnished to the International Narcotics Control Board by Governments in accordance with article 12, paragraph 12, of the Convention.
2. The tables include data on domestic seizures and on seizures effected at points of entry or exit. They do not include reported seizures of substances where it is known that the substances were not intended for the illicit manufacture of drugs (for example, seizures effected on administrative grounds or seizures of ephedrine/pseudoephedrine preparations to be used as stimulants). Stopped shipments are also not included. The information may include data submitted by Governments through means other than form D; in such cases, the sources are duly noted.

#### Units of measure and conversion factors

3. Units of measure are indicated for every substance. As fractions of full units are not listed in the tables, figures are rounded as necessary.
4. For a variety of reasons, individual quantities of some substances seized are reported to the Board using different units; for instance, one country may report seizures of acetic anhydride in litres, another in kilograms.
5. To enable a proper comparison of collected information, it is important that all data be collated in a standard format. To simplify the necessary standardization process, figures are given in grams or kilograms where the substance is a solid and in litres where the substance (or its most common form) is a liquid.
6. Seizures of solids reported to the Board in litres have not been converted into kilograms and are not included in the tables, as the actual quantity of substance in solution is not known.
7. For seizures of liquids, quantities reported in kilograms have been converted into litres using the following factors:

| <i>Substance</i>                       | <i>Conversion factor<br/>(kilograms to litres)<sup>a</sup></i> |
|--|--|
| Acetic anhydride                       | 0.926  |
| Acetone                                | 1.269  |
| Ethyl ether                            | 1.408  |
| Hydrochloric acid (39.1% solution)     | 0.833  |
| Isosafrole                             | 0.892  |
| 3,4-Methylenedioxyphenyl-2-propanone   | 0.833  |
| Methyl ethyl ketone                    | 1.242  |
| 1-Phenyl-2-propanone                   | 0.985  |
| Piperidine                             | 1.160  |
| Safrole                                | 0.912  |
| Sulphuric acid (concentrated solution) | 0.543  |
| Toluene                                | 1.155  |

<sup>a</sup>Derived from density; see Merck, The Merck Index (Rahway, New Jersey, 1989).

8. As an example, to convert 1,000 kilograms of methyl ethyl ketone into litres, multiply by 1.242, i.e.  $1,000 \times 1.242 = 1,242$  litres.
9. For the conversion of gallons to litres, it has been assumed that in Colombia the United States gallon is used, with 3.785 litres to the gallon, and in Myanmar the imperial gallon is used, with 4.546 litres to the gallon.
10. If reported quantities have been converted, the converted figures are listed in the tables in italics.
11. The names of territories appear in italics.
12. A dash (-) signifies that the report did not include data on seizures of the particular substance in the reporting year.
13. A slashed degree symbol (ø) signifies less than the smallest unit of measurement shown for that substance (for example, less than 1 kilogram).
14. Discrepancies may exist between the regional total seizure figures and the world total figures because the actual quantities seized were rounded to whole numbers.

Table A. Seizures of substances in Table I of the 1988 Convention as reported to the International Narcotics Control Board, 2015–2019

| Country or territory        | Year | Acetic anhydride (litres) | N-Acetylanthranilic acid (kilograms) | 4-Anilino-N-phenethylpiperidine (ANPP) <sup>a</sup> (kilograms) | Ephedrine (kilograms) | Ephedrine preparations <sup>b</sup> (kilograms) | Ergometrine (grams) | Ergotamine (grams) | Isosafrole (litres) | Lysergic acid (grams) | 3,4-Methylenedioxyphenyl-2-propanone (litres) | 3,4-MDP-2-P methyl glycidic acid (kilograms) | 3,4-MDP-2-P methyl glycidatec (kilograms) | Norephedrine (Phenylpropanolamine) (kilograms) | N-Phenethyl-4-piperidone (NPP) <sup>a</sup> (kilograms) | Phenylacetic acid (kilograms) | alpha-Phenylacetacetamide (APAA) <sup>c</sup> (kilograms) | alpha-Phenylacetacetoneitrile (APAAN) <sup>c</sup> (kilograms) | 1-Phenyl-2-propanone (litres) | Piperonal (kilograms) | Potassium permanganate (kilograms) | Pseudoephedrine (kilograms) | Pseudoephedrine preparations (kilograms) <sup>b</sup> | Safrole (litres) |
|-----------------------------|------|---------------------------|--------------------------------------|---|-----------------------|---|---------------------|--------------------|---------------------|-----------------------|---|--|---|--|---|-------------------------------|---|--|-------------------------------|-----------------------|------------------------------------|-----------------------------|---|------------------|
| <b>AFRICA</b>               |      |                           |                                      |   |                       |   |                     |                    |                     |                       |   |  |   |  |   |                               |   |  |                               |                       |                                    |                             |   |                  |
| Benin                       | 2016 | -                         | -                                    | -   | -                     | 295   | -                   | -                  | -                   | -                     | -   | -  | -   | -  | -   | -                             | -   | -  | -                             | -                     | -                                  | -                           | -   | -                |
|                             | 2017 | -                         | -                                    | -   | -                     | 152   | -                   | -                  | -                   | -                     | -   | -  | -   | -  | -   | -                             | -   | -  | -                             | -                     | -                                  | -                           | -   | -                |
|                             | 2018 | -                         | -                                    | -   | -                     | -   | -                   | -                  | -                   | -                     | -   | -  | -   | -  | -   | -                             | -   | -  | -                             | -                     | -                                  | -                           | 0   | -                |
| Botswana                    | 2019 | -                         | -                                    | -   | 9                     | -   | -                   | -                  | -                   | -                     | -   | -  | -   | -  | -   | -                             | -   | -  | -                             | -                     | -                                  | -                           | -   | -                |
| Ghana                       | 2019 | -                         | -                                    | -   | 20                    | -   | -                   | -                  | -                   | -                     | -   | -  | -   | -  | -   | -                             | -   | -  | -                             | -                     | -                                  | -                           | -   | -                |
| Kenya                       | 2015 | -                         | -                                    | -   | 18                    | -   | -                   | -                  | -                   | -                     | -   | -  | -   | -  | -   | -                             | -   | -  | -                             | -                     | -                                  | -                           | -   | -                |
| Mali                        | 2015 | -                         | -                                    | -   | 12                    | -   | -                   | -                  | -                   | -                     | -   | -  | -   | -  | -   | -                             | -   | -  | -                             | -                     | -                                  | -                           | -   | -                |
| Mozambique                  | 2018 | -                         | 83                                   | -   | 63                    | -   | -                   | -                  | -                   | -                     | -   | -  | -   | -  | -   | -                             | -   | -  | -                             | -                     | -                                  | -                           | -   | -                |
| Namibia                     | 2016 | -                         | -                                    | -   | -                     | -   | -                   | -                  | -                   | -                     | -   | -  | -   | -  | -   | -                             | -   | -  | -                             | -                     | -                                  | -                           | -   | 2100             |
| Nigeria                     | 2015 | -                         | -                                    | -   | 785                   | -   | -                   | -                  | -                   | -                     | -   | -  | -   | -  | -   | -                             | -   | -  | -                             | -                     | -                                  | -                           | -   | -                |
|                             | 2016 | -                         | -                                    | -   | 444                   | -   | -                   | -                  | -                   | -                     | -   | -  | -   | -  | -   | -                             | -   | -  | -                             | -                     | -                                  | -                           | -   | -                |
|                             | 2018 | -                         | -                                    | -   | 326                   | -   | -                   | -                  | -                   | -                     | -   | -  | -   | -  | -   | -                             | -   | -  | -                             | -                     | -                                  | -                           | -   | -                |
|                             | 2019 | -                         | -                                    | -   | 354                   | -   | -                   | -                  | -                   | -                     | -   | -  | -   | -  | -   | -                             | -   | -  | -                             | -                     | -                                  | -                           | -   | -                |
| South Africa                | 2018 | -                         | -                                    | -   | 15                    | -   | -                   | -                  | -                   | -                     | -   | -  | -   | -  | -   | -                             | -   | -  | -                             | -                     | -                                  | -                           | -   | -                |
| United Republic of Tanzania | 2017 | 15                        | -                                    | -   | -                     | -   | -                   | -                  | -                   | -                     | -   | -  | -   | -  | -   | 0                             | -   | -  | -                             | -                     | -                                  | -                           | -   | -                |
| Zimbabwe                    | 2018 | -                         | -                                    | -   | -                     | 22  | -                   | -                  | -                   | -                     | -   | -  | -   | -  | -   | -                             | -   | -  | -                             | -                     | -                                  | -                           | -   | -                |
| Regional total              | 2015 | 0                         | 0                                    | 0   | 816                   | 0   | 0                   | 0                  | 0                   | 0                     | 0   | 0  | 0   | 0  | 0   | 0                             | 0   | 0  | 0                             | 0                     | 0                                  | 0                           | 0   | 0                |
|                             | 2016 | 0                         | 0                                    | 0   | 444                   | 295   | 0                   | 0                  | 0                   | 0                     | 0   | 0  | 0   | 0  | 0   | 0                             | 0   | 0  | 0                             | 0                     | 0                                  | 0                           | 0   | 2100             |
|                             | 2017 | 15                        | 0                                    | 0   | 0                     | 152   | 0                   | 0                  | 0                   | 0                     | 0   | 0  | 0   | 0  | 0   | 0                             | 0   | 0  | 0                             | 0                     | 0                                  | 0                           | 0   | 0                |
|                             | 2018 | 0                         | 83                                   | 0   | 404                   | 22  | 0                   | 0                  | 0                   | 0                     | 0   | 0  | 0   | 0  | 0   | 0                             | 0   | 0  | 0                             | 0                     | 0                                  | 0                           | 0   | 0                |
|                             | 2019 | 0                         | 0                                    | 0   | 383                   | 0   | 0                   | 0                  | 0                   | 0                     | 0   | 0  | 0   | 0  | 0   | 0                             | 0   | 0  | 0                             | 0                     | 0                                  | 0                           | 0   | 0                |

| Country or territory | Year | Acetic anhydride (litres) | N-Acetylanthranilic acid (kilograms) | 4-Anilino-N-phenethylpiperidine (ANPP) <sup>a</sup> (kilograms) | Ephedrine (kilograms) | Ephedrine preparations <sup>b</sup> (kilograms) | Ergometrine (grams) | Ergotamine (grams) | Isosafrole (litres) | Lysergic acid (grams) | 3,4-Methylenedioxyphenyl-2-propanone (litres) | 3,4-MDP-2-P methyl glycidic acid <sup>c</sup> (kilograms) | 3,4-MDP-2-P methyl glycidate <sup>c</sup> (kilograms) | Norephedrine (Phenylpropanolamine) (kilograms) | N-Phenethyl-4-piperidone (NPP) <sup>a</sup> (kilograms) | Phenylacetic acid (kilograms) | alpha-Phenylacetoacetamide (APAA) <sup>c</sup> (kilograms) | alpha-Phenylacetoacetonitrile (APAAN) <sup>c</sup> (kilograms) | 1-Phenyl-2-propanone (litres) | Piperonal (kilograms) | Potassium permanganate (kilograms) | Pseudoephedrine (kilograms) | Pseudoephedrine preparations (kilograms) <sup>b</sup> | Safrole (litres) |
|----------------------|------|---------------------------|--------------------------------------|---|-----------------------|---|---------------------|--------------------|---------------------|-----------------------|---|---|---|--|---|-------------------------------|--|--|-------------------------------|-----------------------|------------------------------------|-----------------------------|---|------------------|
|----------------------|------|---------------------------|--------------------------------------|---|-----------------------|---|---------------------|--------------------|---------------------|-----------------------|---|---|---|--|---|-------------------------------|--|--|-------------------------------|-----------------------|------------------------------------|-----------------------------|---|------------------|

#### AMERICAS CENTRAL AMERICA AND THE CARIBBEAN

|                       |             |          |          |          |          |            |          |            |          |          |          |          |          |          |          |          |          |          |          |          |          |          |            |          |
|-----------------------|-------------|----------|----------|----------|----------|------------|----------|------------|----------|----------|----------|----------|----------|----------|----------|----------|----------|----------|----------|----------|----------|----------|------------|----------|
| Guatemala             | 2019        | -        | -        | -        | -        | 156        | -        | -          | -        | -        | -        | -        | -        | -        | -        | -        | -        | -        | -        | -        | 0        | -        | 162        | -        |
| Honduras              | 2018        | -        | -        | -        | -        | -          | -        | 150        | -        | -        | -        | -        | -        | -        | -        | -        | -        | -        | -        | -        | -        | -        | -          | -        |
|                       | 2019        | -        | -        | -        | -        | -          | -        | -          | -        | -        | -        | -        | -        | -        | -        | -        | -        | -        | -        | -        | 5        | -        | -          | -        |
| <b>Regional total</b> | <b>2015</b> | <b>0</b> | <b>0</b> | <b>0</b> | <b>0</b> | <b>0</b>   | <b>0</b> | <b>0</b>   | <b>0</b> | <b>0</b> | <b>0</b> | <b>0</b> | <b>0</b> | <b>0</b> | <b>0</b> | <b>0</b> | <b>0</b> | <b>0</b> | <b>0</b> | <b>0</b> | <b>0</b> | <b>0</b> | <b>0</b>   | <b>0</b> |
|                       | <b>2016</b> | <b>0</b> | <b>0</b> | <b>0</b> | <b>0</b> | <b>0</b>   | <b>0</b> | <b>0</b>   | <b>0</b> | <b>0</b> | <b>0</b> | <b>0</b> | <b>0</b> | <b>0</b> | <b>0</b> | <b>0</b> | <b>0</b> | <b>0</b> | <b>0</b> | <b>0</b> | <b>0</b> | <b>0</b> | <b>0</b>   | <b>0</b> |
|                       | <b>2017</b> | <b>0</b> | <b>0</b> | <b>0</b> | <b>0</b> | <b>0</b>   | <b>0</b> | <b>0</b>   | <b>0</b> | <b>0</b> | <b>0</b> | <b>0</b> | <b>0</b> | <b>0</b> | <b>0</b> | <b>0</b> | <b>0</b> | <b>0</b> | <b>0</b> | <b>0</b> | <b>0</b> | <b>0</b> | <b>0</b>   | <b>0</b> |
|                       | <b>2018</b> | <b>0</b> | <b>0</b> | <b>0</b> | <b>0</b> | <b>0</b>   | <b>0</b> | <b>150</b> | <b>0</b> | <b>0</b> | <b>0</b> | <b>0</b> | <b>0</b> | <b>0</b> | <b>0</b> | <b>0</b> | <b>0</b> | <b>0</b> | <b>0</b> | <b>0</b> | <b>0</b> | <b>0</b> | <b>0</b>   | <b>0</b> |
|                       | <b>2019</b> | <b>0</b> | <b>0</b> | <b>0</b> | <b>0</b> | <b>156</b> | <b>0</b> | <b>0</b>   | <b>0</b> | <b>0</b> | <b>0</b> | <b>0</b> | <b>0</b> | <b>0</b> | <b>0</b> | <b>0</b> | <b>0</b> | <b>0</b> | <b>0</b> | <b>0</b> | <b>5</b> | <b>0</b> | <b>162</b> | <b>0</b> |

#### NORTH AMERICA

|                          |      |       |   |     |     |              |   |   |   |        |   |   |   |   |     |        |   |   |        |     |   |     |              |     |
|--------------------------|------|-------|---|-----|-----|--------------|---|---|---|--------|---|---|---|---|-----|--------|---|---|--------|-----|---|-----|--------------|-----|
| Canada                   | 2015 | 0     | - | -   | 0   | <sup>b</sup> | - | 0 | - | 0      | 0 | - | - | - | -   | -      | - | - | 0      | -   | - | -   | <sup>b</sup> | 0   |
|                          | 2016 | -     | - | -   | 639 | <sup>b</sup> | - | - | - | -      | - | - | - | - | -   | -      | - | - | -      | -   | - | 5   | <sup>b</sup> | -   |
|                          | 2019 | 0     | - | -   | 750 | <sup>b</sup> | - | - | - | 0      | 0 | - | - | 0 | -   | -      | - | - | -      | 7   | - | -   | <sup>b</sup> | -   |
| Mexico                   | 2015 | 3 356 | - | -   | -   | -            | - | - | - | -      | - | - | - | - | -   | 550    | - | - | 16 537 | -   | - | -   | -            | -   |
|                          | 2016 | 2 900 | - | -   | -   | -            | - | - | - | -      | - | - | - | - | -   | 59     | - | - | 7 033  | -   | - | -   | -            | -   |
|                          | 2017 | 8 601 | - | -   | -   | -            | - | - | - | -      | - | - | - | - | -   | 19 435 | - | - | 24 555 | -   | - | -   | -            | -   |
|                          | 2018 | 133   | - | 0   | -   | -            | - | - | - | -      | - | - | - | - | -   | 1 342  | - | - | 19 015 | -   | - | -   | -            | -   |
|                          | 2019 | 15    | - | 4   | -   | 0            | - | - | - | -      | - | - | - | - | -   | 3 505  | - | - | 27 533 | -   | - | -   | -            | -   |
| United States of America | 2015 | -     | - | -   | 0   | -            | - | - | - | -      | - | - | - | - | -   | -      | - | - | -      | -   | - | 210 | -            | -   |
|                          | 2016 | 0     | - | -   | 27  | -            | - | - | 1 | 3 880  | 0 | - | - | 0 | -   | 0      | - | - | 1      | 288 | 0 | 127 | -            | 3   |
|                          | 2017 | -     | - | -   | 6   | -            | - | - | - | -      | - | - | - | 1 | 50  | 4      | - | - | -      | -   | - | 195 | -            | 32  |
|                          | 2018 | -     | - | 275 | 2   | -            | - | - | - | 594    | - | - | - | 7 | -   | 0      | - | - | 0      | -   | - | 28  | -            | 0   |
|                          | 2019 | 0     | - | 198 | 408 | -            | - | - | - | 19 577 | - | 2 | 2 | 9 | 476 | 4      | - | - | 2      | -   | - | 406 | -            | 252 |

| Country or territory                | Year        | Acetic anhydride (litres) | N-Acetylanthranilic acid (kilograms) | 4-Anilino-N-phenethylpiperidine (ANPP) <sup>a</sup> (kilograms) | Ephedrine (kilograms) | Ephedrine preparations <sup>b</sup> (kilograms) | Ergometrine (grams) | Ergotamine (grams) | Isosafrole (litres) | Lysergic acid (grams) | 3,4-Methylenedioxyphenyl-2-propanone (litres) | 3,4-MDP-2-P methyl glycidic acid <sup>c</sup> (kilograms) | 3,4-MDP-2-P methyl glycidate <sup>c</sup> (kilograms) | Norephedrine (Phenylpropanolamine) (kilograms) | N-Phenethyl-4-piperidone (NPP) <sup>a</sup> (kilograms) | Phenylacetic acid (kilograms) | alpha-Phenylacetacetamide (APAA) <sup>c</sup> (kilograms) | alpha-Phenylacetacetoneitrile (APAAAN) <sup>c</sup> (kilograms) | 1-Phenyl-2-propanone (litres) | Piperonal (kilograms) | Potassium permanganate (kilograms) | Pseudoephedrine (kilograms) | Pseudoephedrine preparations (kilograms) <sup>b</sup> | Safrole (litres) |
|-------------------------------------|-------------|---------------------------|--------------------------------------|---|-----------------------|---|---------------------|--------------------|---------------------|-----------------------|---|---|---|--|---|-------------------------------|---|---|-------------------------------|-----------------------|------------------------------------|-----------------------------|---|------------------|
|                                     |             | <b>Regional total</b>     | <b>2015</b>                          | <b>3 356</b>  | <b>0</b>              | <b>0</b>  | <b>1</b>            | <b>0</b>           | <b>0</b>            | <b>0</b>              | <b>0</b>                                      | <b>0</b>  | <b>0</b>  | <b>0</b>                                       | <b>0</b>  | <b>0</b>                      | <b>0</b>  | <b>550</b>  | <b>0</b>                      | <b>0</b>              | <b>16 537</b>                      | <b>0</b>                    | <b>0</b>  | <b>210</b>       |
|                                     | <b>2016</b> | <b>2 900</b>              | <b>0</b>                             | <b>0</b>  | <b>665</b>            | <b>0</b>  | <b>0</b>            | <b>0</b>           | <b>1</b>            | <b>3 880</b>          | <b>0</b>                                      | <b>0</b>  | <b>0</b>  | <b>0</b>                                       | <b>0</b>  | <b>59</b>                     | <b>0</b>  | <b>0</b>  | <b>7 034</b>                  | <b>288</b>            | <b>1</b>                           | <b>132</b>                  | <b>0</b>  | <b>3</b>         |
|                                     | <b>2017</b> | <b>8 601</b>              | <b>0</b>                             | <b>0</b>  | <b>6</b>              | <b>0</b>  | <b>0</b>            | <b>0</b>           | <b>0</b>            | <b>0</b>              | <b>0</b>                                      | <b>0</b>  | <b>0</b>  | <b>1</b>                                       | <b>50</b>   | <b>19 439</b>                 | <b>0</b>  | <b>0</b>  | <b>2 455</b>                  | <b>0</b>              | <b>0</b>                           | <b>195</b>                  | <b>0</b>  | <b>32</b>        |
|                                     | <b>2018</b> | <b>133</b>                | <b>0</b>                             | <b>275</b>  | <b>2</b>              | <b>0</b>  | <b>0</b>            | <b>0</b>           | <b>0</b>            | <b>594</b>            | <b>0</b>                                      | <b>0</b>  | <b>0</b>  | <b>7</b>                                       | <b>0</b>  | <b>1 342</b>                  | <b>0</b>  | <b>0</b>  | <b>19 015</b>                 | <b>0</b>              | <b>0</b>                           | <b>28</b>                   | <b>0</b>  | <b>0</b>         |
|                                     | <b>2019</b> | <b>16</b>                 | <b>0</b>                             | <b>202</b>  | <b>1 158</b>          | <b>0</b>  | <b>0</b>            | <b>0</b>           | <b>0</b>            | <b>19 577</b>         | <b>0</b>                                      | <b>2</b>  | <b>2</b>  | <b>9</b>                                       | <b>476</b>  | <b>3 509</b>                  | <b>0</b>  | <b>0</b>  | <b>2 755</b>                  | <b>7</b>              | <b>0</b>                           | <b>406</b>                  | <b>0</b>  | <b>252</b>       |
| <b>SOUTH AMERICA</b>                |             |                           |                                      |   |                       |   |                     |                    |                     |                       |   |   |   |  |   |                               |   |   |                               |                       |                                    |                             |   |                  |
| Argentina                           | 2015        | 1 044                     | -                                    | -   | 47                    | -   | -                   | -                  | -                   | -                     | -   | -   | -   | -  | -   | -                             | -   | -   | -                             | -                     | 56                                 | -                           | -   | -                |
|                                     | 2016        | -                         | -                                    | -   | 250                   | -   | -                   | -                  | -                   | -                     | -   | -   | -   | -  | -   | -                             | -   | -   | -                             | -                     | 0                                  | -                           | -   | -                |
|                                     | 2017        | 276                       | -                                    | -   | -                     | -   | -                   | -                  | -                   | -                     | 15  | -   | -   | -  | -   | -                             | -   | -   | -                             | -                     | 2 650                              | -                           | -   | -                |
|                                     | 2018        | 5                         | -                                    | -   | 168                   | -   | -                   | -                  | -                   | -                     | -   | -   | -   | -  | -   | -                             | -   | -   | -                             | -                     | 7                                  | -                           | -   | -                |
|                                     | 2019        | -                         | -                                    | -   | 0                     | -   | -                   | -                  | -                   | -                     | -   | -   | -   | -  | -   | -                             | -   | -   | -                             | -                     | -                                  | 0                           | -   | -                |
| Bolivia<br>(Plurinational State of) | 2015        | -                         | -                                    | -   | -                     | -   | -                   | -                  | -                   | -                     | -   | -   | -   | -  | -   | -                             | -   | -   | -                             | -                     | 862                                | -                           | -   | -                |
|                                     | 2016        | -                         | -                                    | -   | -                     | -   | -                   | -                  | -                   | -                     | -   | -   | -   | -  | -   | -                             | -   | -   | -                             | -                     | 2 001                              | -                           | -   | -                |
|                                     | 2017        | -                         | -                                    | -   | -                     | -   | -                   | -                  | -                   | -                     | -   | -   | -   | -  | -   | -                             | -   | -   | -                             | -                     | 2 401                              | -                           | -   | -                |
|                                     | 2018        | -                         | -                                    | -   | -                     | -   | -                   | -                  | -                   | -                     | -   | -   | -   | -  | -   | -                             | -   | -   | -                             | -                     | 2 642                              | -                           | -   | -                |
| Brazil                              | 2016        | -                         | -                                    | -   | 0                     | -   | -                   | -                  | -                   | -                     | 1   | -   | -   | -  | -   | -                             | -   | -   | -                             | -                     | 8                                  | -                           | -   | -                |
|                                     | 2017        | -                         | -                                    | -   | -                     | -   | -                   | -                  | -                   | -                     | -   | -   | -   | -  | -   | -                             | -   | -   | -                             | -                     | 10                                 | -                           | -   | -                |
|                                     | 2019        | -                         | -                                    | -   | -                     | -   | -                   | 2 975              | -                   | -                     | -   | -   | -   | -  | -   | -                             | -   | -   | -                             | -                     | 1                                  | -                           | -   | -                |
| Chile                               | 2015        | -                         | -                                    | -   | -                     | 0   | -                   | -                  | -                   | -                     | -   | -   | -   | -  | -   | -                             | -   | -   | -                             | -                     | -                                  | -                           | -   | -                |
|                                     | 2016        | -                         | -                                    | -   | 0                     | -   | -                   | -                  | -                   | -                     | -   | -   | -   | -  | -   | -                             | -   | -   | -                             | -                     | -                                  | -                           | -   | -                |
|                                     | 2017        | -                         | -                                    | -   | 0                     | -   | -                   | -                  | -                   | -                     | -   | -   | -   | -  | -   | -                             | -   | -   | -                             | -                     | -                                  | -                           | -   | -                |
|                                     | 2018        | -                         | -                                    | -   | -                     | -   | -                   | -                  | 3                   | -                     | -   | -   | -   | -  | -   | -                             | -   | -   | -                             | -                     | 2 506                              | -                           | 0   | -                |
|                                     | 2019        | -                         | -                                    | -   | 11                    | -   | -                   | -                  | -                   | -                     | -   | -   | -   | -  | -   | -                             | -   | -   | -                             | -                     | 7 750                              | -                           | -   | -                |



| Country or territory                  | Year | Substances                |                                    |   |                       |   |                     |                    |                     |                       |   |   |   |  |   |                               |  |   |                               |                       |                                    |                             |   |                  |
|---------------------------------------|------|---------------------------|------------------------------------|---|-----------------------|---|---------------------|--------------------|---------------------|-----------------------|---|---|---|--|---|-------------------------------|--|---|-------------------------------|-----------------------|------------------------------------|-----------------------------|---|------------------|
|                                       |      | Acetic anhydride (litres) | N-Acetylthranilic acid (kilograms) | 4-Anilino-N-phenethylpiperidine (ANPP) <sup>a</sup> (kilograms) | Ephedrine (kilograms) | Ephedrine preparations <sup>b</sup> (kilograms) | Ergometrine (grams) | Ergotamine (grams) | Isosafrole (litres) | Lysergic acid (grams) | 3,4-Methylenedioxyphenyl-2-propanone (litres) | 3,4-MDP-2-P methyl glycidic acid <sup>c</sup> (kilograms) | 3,4-MDP-2-P methyl glycidate <sup>c</sup> (kilograms) | Norephedrine (Phenylpropanolamine) (kilograms) | N-Phenethyl-4-piperidone (NPP) <sup>a</sup> (kilograms) | Phenylacetic acid (kilograms) | alpha-Phenylacetoacetamide (APAA) <sup>c</sup> (kilograms) | alpha-Phenylacetoacetoneitrile (APAAN) <sup>c</sup> (kilograms) | 1-Phenyl-2-propanone (litres) | Piperonal (kilograms) | Potassium permanganate (kilograms) | Pseudoephedrine (kilograms) | Pseudoephedrine preparations (kilograms) <sup>b</sup> | Safrole (litres) |
| Colombia                              | 2015 | 8                         | -                                  | -   | -                     | -   | -                   | -                  | -                   | -                     | -   | -   | -   | -  | -   | -                             | -  | -   | -                             | -                     | 57 639                             | -                           | -   | -                |
|                                       | 2016 | 12                        | -                                  | -   | -                     | -   | -                   | -                  | -                   | -                     | -   | -   | -   | -  | -   | -                             | -  | -   | -                             | -                     | 582 540                            | -                           | -   | -                |
|                                       | 2017 | 95                        | -                                  | -   | -                     | -   | -                   | -                  | -                   | -                     | -   | -   | -   | -  | -   | -                             | -  | -   | -                             | -                     | 97 889                             | -                           | -   | -                |
|                                       | 2018 | 38                        | -                                  | -   | -                     | -   | -                   | -                  | -                   | -                     | -   | -   | -   | -  | -   | -                             | -  | -   | -                             | -                     | 70 444                             | -                           | -   | -                |
|                                       | 2019 | -                         | -                                  | -   | -                     | -   | -                   | -                  | -                   | -                     | -   | -   | -   | -  | -   | -                             | -  | -   | -                             | -                     | 46 626                             | -                           | -   | -                |
| Ecuador                               | 2015 | -                         | -                                  | -   | -                     | -   | -                   | -                  | -                   | -                     | -   | -   | -   | -  | -   | -                             | -  | -   | -                             | -                     | 2                                  | -                           | -   | -                |
|                                       | 2016 | -                         | -                                  | -   | -                     | -   | -                   | -                  | -                   | -                     | -   | -   | -   | -  | -   | -                             | -  | -   | -                             | -                     | 5                                  | -                           | -   | -                |
|                                       | 2017 | -                         | -                                  | -   | -                     | -   | -                   | -                  | -                   | -                     | -   | -   | -   | -  | -   | -                             | -  | -   | -                             | -                     | 25                                 | -                           | -   | -                |
|                                       | 2018 | -                         | -                                  | -   | -                     | -   | -                   | -                  | -                   | -                     | -   | -   | -   | -  | -   | -                             | -  | -   | -                             | -                     | 2                                  | -                           | -   | -                |
|                                       | 2019 | -                         | -                                  | -   | -                     | -   | -                   | -                  | -                   | -                     | -   | -   | -   | -  | -   | -                             | -  | -   | -                             | -                     | 24                                 | -                           | -   | -                |
| Peru                                  | 2015 | -                         | -                                  | -   | -                     | -   | -                   | -                  | -                   | -                     | -   | -   | -   | -  | -   | -                             | -  | -   | -                             | -                     | 53                                 | -                           | -   | -                |
|                                       | 2016 | 2 889                     | -                                  | -   | -                     | -   | -                   | -                  | -                   | -                     | -   | -   | -   | -  | -   | -                             | -  | -   | -                             | -                     | 248                                | -                           | -   | -                |
|                                       | 2018 | -                         | -                                  | -   | -                     | -   | -                   | -                  | -                   | -                     | -   | -   | -   | -  | -   | -                             | -  | -   | -                             | -                     | 52                                 | -                           | -   | -                |
|                                       | 2019 | 40                        | -                                  | -   | -                     | -   | -                   | -                  | -                   | -                     | -   | -   | -   | -  | -   | -                             | -  | -   | -                             | -                     | 207                                | -                           | -   | -                |
| Uruguay                               | 2019 | -                         | -                                  | -   | -                     | -   | -                   | -                  | -                   | 135                   | -   | -   | -   | -  | -   | -                             | -  | -   | -                             | -                     | -                                  | -                           | -   | -                |
| Venezuela<br>(Bolivarian Republic of) | 2015 | -                         | -                                  | -   | -                     | -   | -                   | -                  | -                   | -                     | -   | -   | -   | -  | -   | -                             | -  | -   | -                             | -                     | 1 554                              | -                           | -   | -                |
|                                       | 2016 | -                         | -                                  | -   | -                     | -   | -                   | -                  | -                   | -                     | -   | -   | -   | -  | -   | -                             | -  | -   | -                             | -                     | 200                                | -                           | -   | -                |
|                                       | 2017 | -                         | -                                  | -   | -                     | -   | -                   | -                  | -                   | -                     | -   | -   | -   | -  | -   | -                             | -  | -   | -                             | -                     | 660                                | -                           | -   | -                |
|                                       | 2018 | 5                         | -                                  | -   | -                     | -   | -                   | -                  | -                   | -                     | -   | -   | -   | -  | -   | -                             | -  | -   | -                             | -                     | 1 330                              | -                           | -   | -                |
|                                       | 2019 | -                         | -                                  | -   | -                     | -   | -                   | -                  | -                   | -                     | -   | -   | -   | -  | -   | -                             | -  | -   | -                             | -                     | 2 775                              | -                           | -   | -                |
| Regional total                        | 2015 | 1 052                     | 0                                  | 0   | 47                    | 0   | 0                   | 0                  | 0                   | 0                     | 0   | 0   | 0   | 0  | 0   | 0                             | 0  | 0   | 0                             | 0                     | 60 166                             | 0                           | 0   | 0                |
|                                       | 2016 | 2 901                     | 0                                  | 0   | 250                   | 0   | 0                   | 0                  | 0                   | 0                     | 1   | 0   | 0   | 0  | 0   | 0                             | 0  | 0   | 0                             | 0                     | 585 003                            | 0                           | 0   | 0                |
|                                       | 2017 | 370                       | 0                                  | 0   | 0                     | 0   | 0                   | 0                  | 0                   | 0                     | 15  | 0   | 0   | 0  | 0   | 0                             | 0  | 0   | 0                             | 0                     | 103 635                            | 0                           | 0   | 0                |
|                                       | 2018 | 48                        | 0                                  | 0   | 168                   | 0   | 0                   | 18                 | 0                   | 0                     | 0   | 0   | 0   | 0  | 0   | 0                             | 0  | 0   | 0                             | 0                     | 76 983                             | 0                           | 0   | 0                |
|                                       | 2019 | 40                        | 0                                  | 0   | 12                    | 0   | 0                   | 2 975              | 0                   | 135                   | 0   | 0   | 0   | 0  | 0   | 0                             | 0  | 0   | 0                             | 0                     | 57 384                             | 0                           | 0   | 0                |

| Country or territory            | Year | Precursors                |                                      |   |                       |   |                     |                    |                     |                       |   |   |   |  |   |                               |  |   |                               |                       |                                    |                             |   |
|---------------------------------|------|---------------------------|--------------------------------------|---|-----------------------|---|---------------------|--------------------|---------------------|-----------------------|---|---|---|--|---|-------------------------------|--|---|-------------------------------|-----------------------|------------------------------------|-----------------------------|---|
|                                 |      | Acetic anhydride (litres) | N-Acetylanthranilic acid (kilograms) | 4-Anilino-N-phenethylpiperidine (ANPP) <sup>a</sup> (kilograms) | Ephedrine (kilograms) | Ephedrine preparations <sup>b</sup> (kilograms) | Ergometrine (grams) | Ergotamine (grams) | Isosafrole (litres) | Lysergic acid (grams) | 3,4-Methylenedioxyphenyl-2-propanone (litres) | 3,4-MDP-2-P methyl glycidic acid <sup>c</sup> (kilograms) | 3,4-MDP-2-P methyl glycidate <sup>c</sup> (kilograms) | Norephedrine (Phenylpropanolamine) (kilograms) | N-Phenethyl-4-piperidone (NPP) <sup>a</sup> (kilograms) | Phenylacetic acid (kilograms) | alpha-Phenylacetoacetamide (APAA) <sup>c</sup> (kilograms) | alpha-Phenylacetoacetonitrile (APAA) <sup>c</sup> (kilograms) | 1-Phenyl-2-propanone (litres) | Piperonal (kilograms) | Potassium permanganate (kilograms) | Pseudoephedrine (kilograms) | Pseudoephedrine preparations (kilograms) <sup>b</sup> |
| <b>ASIA</b>                     |      |                           |                                      |   |                       |   |                     |                    |                     |                       |   |   |   |  |   |                               |  |   |                               |                       |                                    |                             |   |
| <b>EAST AND SOUTH-EAST ASIA</b> |      |                           |                                      |   |                       |   |                     |                    |                     |                       |   |   |   |  |   |                               |  |   |                               |                       |                                    |                             |   |
| China <sup>d</sup>              | 2015 | 11 070                    | 0                                    | - 23 480  | 221                   | -   | -                   | -                  | -                   | 0                     | -   | -   | 6   | -  | 3   | -                             | -  | 5 407   | - 31 550                      | 13                    | -                                  | -                           |   |
|                                 | 2016 | 56 177                    | -                                    | - 1 409   | 3 367                 | -   | -                   | -                  | -                   | 376                   | -   | -   | -   | -  | -   | -                             | -  | 11 639  | - 45                          | -                     | -                                  | 0                           |   |
|                                 | 2018 | 53 500                    | 150                                  | - 19 370  | 5 718                 | 449   | -                   | -                  | -                   | 18                    | -   | -   | -   | -  | 6 552   | -                             | -  | 3 873   | - 3 521                       | 908                   | -                                  | -                           | -   |
| China, Hong Kong SAR            | 2016 | -                         | -                                    | - 43  | <sup>b</sup>          | -   | -                   | -                  | -                   | -                     | -   | -   | -   | -  | -   | -                             | -  | -   | -                             | 0                     | -                                  | -                           | -   |
|                                 | 2018 | -                         | -                                    | - 11  | <sup>b</sup>          | -   | -                   | -                  | -                   | -                     | -   | -   | -   | -  | -   | -                             | -  | -   | -                             | 0                     | 0                                  | -                           | -   |
|                                 | 2019 | -                         | -                                    | - 10  | -                     | -   | -                   | -                  | 0                   | -                     | -   | -   | -   | -  | -   | -                             | -  | -   | -                             | -                     | -                                  | -                           | -   |
| China, Macao SAR                | 2015 | -                         | -                                    | -   | 0                     | -   | -                   | -                  | -                   | -                     | -   | -   | -   | -  | -   | -                             | -  | -   | -                             | -                     | -                                  | -                           | -   |
| Indonesia                       | 2015 | -                         | -                                    | -   | 0                     | -   | -                   | -                  | -                   | -                     | -   | -   | -   | -  | -   | -                             | -  | -   | -                             | -                     | -                                  | <sup>b</sup>                | -   |
|                                 | 2016 | -                         | -                                    | -   | 102                   | -   | -                   | -                  | -                   | -                     | -   | -   | -   | -  | -   | -                             | -  | -   | -                             | -                     | -                                  | -                           | -   |
|                                 | 2017 | -                         | -                                    | -   | 0                     | -   | -                   | -                  | -                   | -                     | -   | -   | -   | -  | -   | -                             | -  | -   | 0                             | -                     | -                                  | -                           | -   |
|                                 | 2019 | -                         | -                                    | -   | 1                     | -   | -                   | -                  | -                   | -                     | -   | -   | -   | -  | -   | -                             | -  | -   | -                             | -                     | -                                  | -                           | 1   |
| Japan                           | 2015 | -                         | -                                    | -   | -                     | -   | -                   | -                  | -                   | -                     | -   | -   | -   | -  | -   | -                             | -  | -   | -                             | -                     | -                                  | 6                           | -   |
|                                 | 2016 | -                         | -                                    | -   | -                     | -   | -                   | -                  | -                   | -                     | -   | -   | -   | -  | 0   | -                             | -  | -   | -                             | -                     | -                                  | 0                           | -   |
|                                 | 2017 | 7 647                     | -                                    | -   | 1                     | -   | -                   | -                  | -                   | -                     | -   | -   | -   | -  | -   | -                             | -  | -   | 1                             | -                     | -                                  | -                           | -   |
|                                 | 2018 | -                         | -                                    | -   | 5                     | -   | -                   | -                  | -                   | -                     | -   | -   | -   | -  | -   | -                             | -  | -   | -                             | -                     | -                                  | -                           | -   |
|                                 | 2019 | -                         | -                                    | -   | 0                     | 0   | -                   | -                  | -                   | -                     | -   | -   | -   | -  | -   | -                             | -  | -   | -                             | -                     | -                                  | -                           | -   |
| Malaysia                        | 2015 | -                         | -                                    | -   | 75                    | -   | -                   | -                  | -                   | -                     | -   | -   | -   | -  | -   | -                             | -  | -   | -                             | -                     | -                                  | 56                          | -   |
|                                 | 2016 | -                         | -                                    | -   | 60                    | -   | -                   | -                  | -                   | -                     | -   | -   | -   | -  | -   | -                             | -  | -   | -                             | -                     | -                                  | -                           | -   |
|                                 | 2017 | -                         | -                                    | -   | 262                   | -   | -                   | -                  | -                   | -                     | -   | -   | -   | -  | -   | -                             | -  | -   | -                             | -                     | -                                  | 14                          | -   |
|                                 | 2018 | -                         | -                                    | -   | 197                   | -   | -                   | -                  | -                   | -                     | -   | -   | -   | -  | -   | -                             | -  | -   | -                             | -                     | -                                  | -                           | -   |
|                                 | 2019 | -                         | -                                    | -   | 12                    | -   | -                   | -                  | -                   | -                     | -   | -   | -   | -  | -   | -                             | -  | -   | -                             | -                     | -                                  | 200                         | -   |
| Myanmar                         | 2015 | 60                        | -                                    | -   | 0                     | -   | -                   | -                  | -                   | -                     | -   | -   | -   | -  | -   | -                             | -  | -   | -                             | -                     | -                                  | -                           | -   |
|                                 | 2016 | 16                        | -                                    | -   | 534                   | -   | -                   | -                  | -                   | -                     | -   | -   | -   | -  | -   | -                             | -  | -   | -                             | -                     | -                                  | 181                         | -   |
|                                 | 2017 | 1 318                     | -                                    | -   | -                     | -   | -                   | -                  | -                   | -                     | -   | -   | -   | -  | -   | -                             | -  | -   | -                             | -                     | -                                  | 421                         | -   |
|                                 | 2018 | 40                        | 1 000                                | -   | -                     | <sup>b</sup>                                    | -                   | -                  | -                   | -                     | -   | -   | -   | -  | 4 000   | -                             | -  | 3 298   | -                             | -                     | -                                  | -                           | -   |
|                                 | 2019 | 4 140                     | -                                    | -   | 4                     | -   | -                   | -                  | -                   | -                     | -   | -   | -   | -  | -   | -                             | -  | 300   | -                             | -                     | -                                  | -                           | -   |

| Country or territory | Year | Substances                |                                      |   |                       |   |                     |                    |                     |                       |   |   |   |  |   |                               |  |   |                               |                       |                                    |                             |   |                  |     |
|----------------------|------|---------------------------|--------------------------------------|---|-----------------------|---|---------------------|--------------------|---------------------|-----------------------|---|---|---|--|---|-------------------------------|--|---|-------------------------------|-----------------------|------------------------------------|-----------------------------|---|------------------|-----|
|                      |      | Acetic anhydride (litres) | N-Acetylanthranilic acid (kilograms) | 4-Anilino-N-phenethylpiperidine (ANPP) <sup>a</sup> (kilograms) | Ephedrine (kilograms) | Ephedrine preparations <sup>b</sup> (kilograms) | Ergometrine (grams) | Ergotamine (grams) | Isosafrole (litres) | Lysergic acid (grams) | 3,4-Methylenedioxyphenyl-2-propanone (litres) | 3,4-MDP-2-P methyl glycidic acid <sup>c</sup> (kilograms) | 3,4-MDP-2-P methyl glycidate <sup>c</sup> (kilograms) | Norephedrine (Phenylpropanolamine) (kilograms) | N-Phenethyl-4-piperidone (NPP) <sup>a</sup> (kilograms) | Phenylacetic acid (kilograms) | alpha-Phenylacetoacetamide (APAA) <sup>c</sup> (kilograms) | alpha-Phenylacetoacetoneitrile (APAAN) <sup>c</sup> (kilograms) | 1-Phenyl-2-propanone (litres) | Piperonal (kilograms) | Potassium permanganate (kilograms) | Pseudoephedrine (kilograms) | Pseudoephedrine preparations (kilograms) <sup>b</sup> | Safrole (litres) |     |
| Philippines          | 2015 | -                         | -                                    | -   | 50                    | -   | -                   | -                  | -                   | -                     | -   | -   | 0   | -  | -   | -                             | -  | -   | -                             | -                     | -                                  | 2                           | -   | -                |     |
|                      | 2016 | -                         | -                                    | -   | 10                    | -   | -                   | -                  | -                   | -                     | -   | -   | -   | -  | -   | -                             | -  | -   | -                             | -                     | -                                  | -                           | -   | -                |     |
|                      | 2017 | -                         | -                                    | -   | 0                     | -   | -                   | -                  | -                   | -                     | -   | -   | -   | -  | -   | -                             | -  | -   | -                             | -                     | -                                  | -                           | 209   | -                | -   |
|                      | 2018 | -                         | -                                    | -   | 11 212                | -   | -                   | -                  | -                   | -                     | -   | -   | -   | -  | -   | -                             | -  | -   | -                             | -                     | -                                  | -                           | -   | -                | -   |
|                      | 2019 | -                         | -                                    | -   | 0                     | -   | -                   | -                  | -                   | -                     | -   | -   | -   | 0  | -   | -                             | -  | -   | -                             | -                     | 0                                  | -                           | -   | -                | 439 |
| Thailand             | 2015 | -                         | -                                    | -   | -                     | -   | -                   | -                  | -                   | -                     | -   | -   | -   | -  | -   | -                             | -  | -   | -                             | -                     | -                                  | -                           | 3   | -                |     |
|                      | 2016 | -                         | -                                    | -   | -                     | 0   | -                   | -                  | -                   | -                     | -   | -   | -   | -  | -   | -                             | -  | -   | -                             | -                     | -                                  | -                           | 3 829   | -                |     |
|                      | 2017 | -                         | -                                    | -   | -                     | -   | -                   | -                  | -                   | -                     | -   | -   | -   | -  | -   | -                             | -  | -   | -                             | -                     | -                                  | -                           | 1 153   | -                |     |
| Viet Nam             | 2019 | -                         | -                                    | -   | -                     | -   | -                   | -                  | -                   | -                     | -   | -   | -   | -  | -   | 350                           | -  | 1 054   | -                             | -                     | -                                  | -                           | -   | -                |     |
| Regional total       | 2015 | 11 130                    | 0                                    | 0   | 23 604                | 221   | 0                   | 0                  | 0                   | 0                     | 0   | 0   | 6   | 0  | 3   | 0                             | 0  | 5 407   | 0                             | 31 550                | 77                                 | 3                           | 0   |                  |     |
|                      | 2016 | 56 193                    | 0                                    | 0   | 2 056                 | 3 470   | 0                   | 0                  | 0                   | 0                     | 376   | 0   | 0   | 0  | 0   | 0                             | 0  | 11 639  | 0                             | 45                    | 181                                | 3 829                       | 0   |                  |     |
|                      | 2017 | 8 965                     | 0                                    | 0   | 264                   | 0   | 0                   | 0                  | 0                   | 0                     | 0   | 0   | 0   | 0  | 0   | 0                             | 0  | 0   | 1                             | 0                     | 644                                | 1 153                       | 0   |                  |     |
|                      | 2018 | 53 540                    | 1 150                                | 0   | 30 795                | 5 858   | 449                 | 0                  | 0                   | 0                     | 18  | 0   | 0   | 0  | 0   | 10 552                        | 0  | 7 171   | 0                             | 3 522                 | 908                                | 8                           | 0   |                  |     |
|                      | 2019 | 4 140                     | 0                                    | 0   | 26                    | 1   | 0                   | 0                  | 0                   | 1                     | 0   | 0   | 0   | 0  | 0   | 350                           | 0  | 1 354   | 1                             | 0                     | 200                                | 1                           | 439   |                  |     |
| <b>SOUTH ASIA</b>    |      |                           |                                      |   |                       |   |                     |                    |                     |                       |   |   |   |  |   |                               |  |   |                               |                       |                                    |                             |   |                  |     |
| India                | 2015 | 4                         | -                                    | -   | 97                    | <sup>b</sup>                                    | -                   | -                  | -                   | 472                   | 43  | -   | -   | -  | -   | -                             | -  | -   | -                             | -                     | 730                                | <sup>b</sup>                | -   |                  |     |
|                      | 2016 | 2 464                     | -                                    | -   | 21 179                | -   | -                   | -                  | -                   | 13                    | -   | -   | -   | -  | -   | -                             | -  | -   | -                             | -                     | -                                  | 155                         | -   |                  |     |
|                      | 2017 | 23                        | -                                    | -   | 1 120                 | -   | -                   | -                  | -                   | 349                   | -   | -   | -   | -  | -   | -                             | -  | -   | -                             | -                     | -                                  | 1 869                       | -   |                  |     |
|                      | 2018 | 9 716                     | -                                    | -   | 101                   | -   | -                   | -                  | -                   | 0                     | -   | -   | -   | -  | -   | -                             | -  | -   | -                             | -                     | -                                  | 235                         | -   |                  |     |
|                      | 2019 | -                         | -                                    | -   | 211                   | -   | -                   | -                  | -                   | -                     | -   | -   | -   | -  | -   | -                             | -  | -   | -                             | -                     | -                                  | 595                         | -   | -                |     |
| Regional total       | 2015 | 4                         | 0                                    | 0   | 97                    | 0   | 0                   | 0                  | 0                   | 472                   | 43  | 0   | 0   | 0  | 0   | 0                             | 0  | 0   | 0                             | 0                     | 730                                | 0                           | 0   |                  |     |
|                      | 2016 | 2 464                     | 0                                    | 0   | 21 179                | 0   | 0                   | 0                  | 0                   | 13                    | 0   | 0   | 0   | 0  | 0   | 0                             | 0  | 0   | 0                             | 0                     | 0                                  | 155                         | 0   |                  |     |
|                      | 2017 | 23                        | 0                                    | 0   | 1 120                 | 0   | 0                   | 0                  | 0                   | 349                   | 0   | 0   | 0   | 0  | 0   | 0                             | 0  | 0   | 0                             | 0                     | 0                                  | 1 869                       | 0   |                  |     |
|                      | 2018 | 9 716                     | 0                                    | 0   | 101                   | 0   | 0                   | 0                  | 0                   | 0                     | 0   | 0   | 0   | 0  | 0   | 0                             | 0  | 0   | 0                             | 0                     | 0                                  | 235                         | 0   |                  |     |
|                      | 2019 | 0                         | 0                                    | 0   | 211                   | 0   | 0                   | 0                  | 0                   | 0                     | 0   | 0   | 0   | 0  | 0   | 0                             | 0  | 0   | 0                             | 0                     | 0                                  | 595                         | 0   | 0                |     |

| Country or territory       | Year | Acetic anhydride (litres) | N-Acetylanthranilic acid (kilograms) | 4-Anilino-N-phenethylpiperidine (ANPP) <sup>a</sup> (kilograms) | Ephedrine (kilograms) | Ephedrine preparations <sup>b</sup> (kilograms) | Ergometrine (grams) | Ergotamine (grams) | Isosafrole (litres) | Lysergic acid (grams) | 3,4-Methylenedioxyphenyl-2-propanone (litres) | 3,4-MDP-2-P methyl glycidic acid (kilograms) | 3,4-MDP-2-P methyl glycidate (kilograms) | Norephedrine (Phenylpropanolamine) (kilograms) | N-Phenethyl-4-piperidone (NPP) <sup>a</sup> (kilograms) | Phenylacetic acid (kilograms) | alpha-Phenylacetacetamide (APAA) <sup>c</sup> (kilograms) | alpha-Phenylacetacetoneitrile (APAA) <sup>c</sup> (kilograms) | 1-Phenyl-2-propanone (litres) | Piperonal (kilograms) | Potassium permanganate (kilograms) | Pseudoephedrine (kilograms) | Pseudoephedrine preparations (kilograms) <sup>b</sup> | Safrole (litres) |
|----------------------------|------|---------------------------|--------------------------------------|---|-----------------------|---|---------------------|--------------------|---------------------|-----------------------|---|--|--|--|---|-------------------------------|---|---|-------------------------------|-----------------------|------------------------------------|-----------------------------|---|------------------|
| <b>WEST ASIA</b>           |      |                           |                                      |   |                       |   |                     |                    |                     |                       |   |  |  |  |   |                               |   |   |                               |                       |                                    |                             |   |                  |
| Afghanistan                | 2015 | 3 761                     | .                                    | .   | .                     | .   | .                   | .                  | .                   | .                     | .   | .  | .  | .  | .   | .                             | .   | .   | .                             | .                     | .                                  | .                           | .   | .                |
|                            | 2016 | 10 439                    | .                                    | .   | .                     | .   | .                   | .                  | .                   | .                     | .   | .  | .  | .  | .   | .                             | .   | .   | .                             | .                     | .                                  | .                           | 16  | .                |
|                            | 2017 | 37 715                    | .                                    | .   | .                     | .   | .                   | .                  | .                   | .                     | .   | .  | .  | .  | .   | .                             | .   | .   | .                             | .                     | .                                  | .                           | .   | .                |
|                            | 2018 | 7 364                     | .                                    | .   | .                     | .   | .                   | .                  | .                   | .                     | .   | .  | .  | .  | .   | .                             | .   | .   | .                             | .                     | .                                  | .                           | 51  | .                |
|                            | 2019 | 786                       | .                                    | .   | .                     | .   | .                   | .                  | .                   | .                     | .   | .  | .  | .  | .   | .                             | .   | .   | .                             | .                     | .                                  | .                           | .   | 440              |
| Armenia                    | 2015 | 0                         | .                                    | .   | .                     | .   | .                   | .                  | .                   | .                     | .   | .  | .  | .  | .   | .                             | .   | .   | .                             | .                     | .                                  | .                           | .   | .                |
|                            | 2016 | 0                         | .                                    | .   | .                     | .   | .                   | .                  | .                   | .                     | .   | .  | .  | .  | .   | .                             | .   | .   | .                             | .                     | .                                  | .                           | .   | .                |
|                            | 2017 | 0                         | .                                    | .   | .                     | .   | .                   | .                  | .                   | .                     | .   | .  | .  | .  | .   | .                             | .   | .   | .                             | .                     | .                                  | 0                           | .   | .                |
|                            | 2018 | 0                         | .                                    | .   | .                     | .   | .                   | .                  | .                   | .                     | .   | .  | .  | .  | .   | .                             | .   | .   | .                             | .                     | .                                  | .                           | .   | .                |
| Georgia                    | 2016 | .                         | .                                    | .   | 0                     | .   | .                   | .                  | .                   | .                     | .   | .  | .  | .  | .   | .                             | .   | .   | .                             | .                     | .                                  | .                           | .   | 0                |
|                            | 2017 | .                         | .                                    | .   | 0                     | .   | .                   | .                  | .                   | 3                     | .   | .  | .  | .  | .   | .                             | .   | .   | .                             | .                     | .                                  | .                           | .   | .                |
|                            | 2018 | 13 733                    | .                                    | .   | .                     | .   | .                   | .                  | .                   | .                     | .   | .  | .  | .  | .   | .                             | .   | .   | .                             | .                     | .                                  | .                           | .   | .                |
|                            | 2019 | 1                         | .                                    | .   | .                     | .   | .                   | .                  | .                   | .                     | .   | .  | .  | .  | .   | .                             | .   | .   | .                             | .                     | .                                  | .                           | .   | .                |
| Iran (Islamic Republic of) | 2016 | 18 520                    | .                                    | .   | .                     | .   | .                   | .                  | .                   | .                     | .   | .  | .  | .  | .   | .                             | .   | .   | .                             | .                     | .                                  | .                           | .   | .                |
|                            | 2017 | 20 294                    | .                                    | .   | .                     | .   | .                   | .                  | .                   | .                     | .   | .  | .  | .  | .   | .                             | .   | .   | .                             | .                     | .                                  | .                           | .   | .                |
|                            | 2018 | 27 680                    | .                                    | .   | .                     | .   | .                   | .                  | .                   | .                     | .   | .  | .  | .  | .   | .                             | .   | .   | .                             | .                     | .                                  | .                           | .   | .                |
|                            | 2019 | 15 000                    | .                                    | .   | .                     | .   | .                   | .                  | .                   | .                     | .   | .  | .  | .  | .   | .                             | .   | .   | .                             | .                     | .                                  | .                           | .   | .                |
| Jordan                     | 2016 | .                         | .                                    | .   | .                     | .   | .                   | .                  | .                   | .                     | .   | .  | .  | .  | .   | .                             | .   | .   | 3 260                         | .                     | .                                  | .                           | .   | .                |
|                            | 2018 | .                         | .                                    | .   | .                     | .   | .                   | .                  | .                   | .                     | .   | .  | .  | .  | .   | .                             | .   | 11 048  | 926                           | .                     | .                                  | .                           | .   | .                |
| Kazakhstan                 | 2015 | .                         | .                                    | .   | .                     | .   | .                   | .                  | .                   | .                     | .   | .  | .  | .  | .   | .                             | .   | .   | .                             | .                     | 13 401                             | .                           | .   | .                |
| Kyrgyzstan                 | 2019 | 95                        | .                                    | .   | .                     | .   | .                   | .                  | .                   | .                     | .   | .  | .  | .  | .   | .                             | .   | .   | .                             | .                     | .                                  | .                           | .   | .                |
| Lebanon                    | 2015 | .                         | .                                    | .   | .                     | .   | .                   | .                  | .                   | .                     | .   | .  | .  | .  | .   | 16 082                        | .   | .   | .                             | .                     | .                                  | .                           | .   | .                |
|                            | 2018 | 2                         | .                                    | .   | .                     | .   | .                   | .                  | .                   | .                     | .   | .  | .  | .  | .   | .                             | .   | .   | .                             | .                     | .                                  | .                           | .   | .                |
| Pakistan                   | 2015 | 5 319                     | .                                    | .   | .                     | .   | .                   | .                  | .                   | .                     | .   | .  | .  | .  | .   | .                             | .   | .   | .                             | .                     | .                                  | .                           | .   | .                |
|                            | 2016 | 40 000                    | .                                    | .   | .                     | .   | .                   | .                  | .                   | .                     | .   | .  | .  | .  | .   | .                             | .   | .   | .                             | .                     | .                                  | .                           | .   | .                |
|                            | 2017 | 6 918                     | .                                    | .   | .                     | .   | .                   | .                  | .                   | .                     | .   | .  | .  | .  | .   | .                             | .   | .   | .                             | .                     | .                                  | .                           | .   | .                |
|                            | 2018 | 19 803                    | .                                    | .   | .                     | .   | .                   | .                  | .                   | .                     | .   | .  | .  | .  | .   | .                             | .   | .   | .                             | .                     | .                                  | .                           | .   | .                |
|                            | 2019 | 19 060                    | .                                    | .   | .                     | 80  | .                   | .                  | .                   | .                     | .   | .  | .  | .  | .   | .                             | .   | .   | .                             | .                     | .                                  | .                           | .   | .                |

| Country or territory | Year | Substances                |                                      |   |                       |   |                     |                    |                     |                       |   |   |   |  |   |                               |   |  |                               |                       |                                    |                             |   |                  |   |
|----------------------|------|---------------------------|--------------------------------------|---|-----------------------|---|---------------------|--------------------|---------------------|-----------------------|---|---|---|--|---|-------------------------------|---|--|-------------------------------|-----------------------|------------------------------------|-----------------------------|---|------------------|---|
|                      |      | Acetic anhydride (litres) | N-Acetylanthranilic acid (kilograms) | 4-Anilino-N-phenethylpiperidine (ANPP) <sup>a</sup> (kilograms) | Ephedrine (kilograms) | Ephedrine preparations <sup>b</sup> (kilograms) | Ergometrine (grams) | Ergotamine (grams) | Isosafrole (litres) | Lysergic acid (grams) | 3,4-Methylenedioxyphenyl-2-propanone (litres) | 3,4-MDP-2-P methyl glycidic acid <sup>c</sup> (kilograms) | 3,4-MDP-2-P methyl glycidate <sup>c</sup> (kilograms) | Norephedrine (Phenylpropanolamine) (kilograms) | N-Phenethyl-4-piperidone (NPP) <sup>a</sup> (kilograms) | Phenylacetic acid (kilograms) | alpha-Phenylacetacetamide (APAA) <sup>c</sup> (kilograms) | alpha-Phenylacetacetoneitrile (APAAN) <sup>c</sup> (kilograms) | 1-Phenyl-2-propanone (litres) | Piperonal (kilograms) | Potassium permanganate (kilograms) | Pseudoephedrine (kilograms) | Pseudoephedrine preparations (kilograms) <sup>b</sup> | Safrole (litres) |   |
| Tajikistan           | 2018 | 266                       | -                                    | -   | -                     | -   | -                   | -                  | -                   | -                     | -   | -   | -   | -  | -   | -                             | -   | -  | -                             | -                     | -                                  | -                           | -   | -                | - |
|                      | 2019 | 49                        | -                                    | -   | -                     | -   | -                   | -                  | -                   | -                     | -   | -   | -   | -  | -   | -                             | -   | -  | -                             | -                     | -                                  | -                           | -   | -                | - |
| Turkey               | 2015 | 4 402                     | -                                    | -   | -                     | -   | -                   | -                  | -                   | -                     | -   | -   | -   | -  | -   | -                             | -   | -  | -                             | -                     | -                                  | -                           | -   | -                | - |
|                      | 2016 | 1 588                     | -                                    | -   | -                     | -   | -                   | -                  | -                   | -                     | -   | -   | -   | -  | -   | -                             | -   | -  | -                             | -                     | -                                  | -                           | -   | -                | - |
|                      | 2017 | 23 238                    | -                                    | -   | -                     | -   | -                   | -                  | -                   | -                     | -   | -   | -   | -  | -   | -                             | -   | -  | -                             | -                     | -                                  | -                           | -   | -                | - |
|                      | 2018 | 38 569                    | -                                    | -   | -                     | -   | -                   | -                  | -                   | -                     | -   | -   | -   | -  | -   | -                             | -   | -  | -                             | -                     | -                                  | -                           | -   | -                | - |
|                      | 2019 | 803                       | -                                    | -   | -                     | -   | -                   | -                  | -                   | -                     | -   | -   | -   | -  | -   | -                             | -   | -  | -                             | -                     | -                                  | -                           | -   | -                | - |
| United Arab Emirates | 2018 | -                         | -                                    | -   | -                     | -   | -                   | -                  | -                   | -                     | -   | -   | -   | -  | -   | -                             | -   | -  | -                             | -                     | 0                                  | -                           | -   | -                | - |
| Uzbekistan           | 2015 | -                         | -                                    | -   | -                     | -   | -                   | -                  | -                   | -                     | -   | -   | -   | -  | -   | -                             | -   | -  | -                             | -                     | 32 684                             | -                           | -   | -                | - |
|                      | 2016 | -                         | -                                    | -   | -                     | -   | -                   | -                  | -                   | -                     | -   | -   | -   | -  | -   | -                             | -   | -  | -                             | -                     | 2                                  | -                           | -   | -                | - |
|                      | 2017 | 20                        | -                                    | -   | -                     | -   | -                   | -                  | -                   | -                     | -   | -   | -   | -  | -   | -                             | -   | -  | -                             | -                     | 4                                  | -                           | -   | -                | - |
|                      | 2018 | -                         | -                                    | -   | -                     | -   | -                   | -                  | -                   | -                     | -   | -   | -   | -  | -   | -                             | -   | -  | -                             | -                     | 0                                  | -                           | -   | -                | - |
|                      | 2019 | -                         | -                                    | -   | -                     | -   | -                   | -                  | -                   | -                     | -   | -   | -   | -  | -   | -                             | -   | -  | -                             | -                     | 0                                  | -                           | -   | -                | - |
| Regional total       | 2015 | 13 481                    | 0                                    | 0   | 0                     | 0   | 0                   | 0                  | 0                   | 0                     | 0   | 0   | 0   | 0  | 16 082  | 0                             | 0   | 0  | 0                             | 0                     | 46 085                             | 0                           | 0   | 0                | 0 |
|                      | 2016 | 70 547                    | 0                                    | 0   | 0                     | 0   | 0                   | 0                  | 0                   | 0                     | 0   | 0   | 0   | 0  | 0   | 0                             | 0   | 0  | 3 260                         | 0                     | 2                                  | 16                          | 0   | 0                | 0 |
|                      | 2017 | 88 184                    | 0                                    | 0   | 0                     | 0   | 0                   | 0                  | 0                   | 3                     | 0   | 0   | 0   | 0  | 0   | 0                             | 0   | 0  | 0                             | 0                     | 4                                  | 0                           | 0   | 0                | 0 |
|                      | 2018 | 107 417                   | 0                                    | 0   | 0                     | 0   | 0                   | 0                  | 0                   | 0                     | 0   | 0   | 0   | 0  | 0   | 0                             | 0   | 11 048   | 926                           | 0                     | 1                                  | 51                          | 0   | 0                | 0 |
|                      | 2019 | 35 793                    | 0                                    | 0   | 80                    | 0   | 0                   | 0                  | 0                   | 0                     | 0   | 0   | 0   | 0  | 0   | 0                             | 0   | 0  | 0                             | 0                     | 4 851                              | 0                           | 440   | 0                | 0 |

## EUROPE

### STATES NOT MEMBERS OF THE EUROPEAN UNION

|                        |      |   |   |   |   |   |   |   |   |   |   |   |   |   |   |   |   |   |   |   |       |   |   |   |   |
|------------------------|------|---|---|---|---|---|---|---|---|---|---|---|---|---|---|---|---|---|---|---|-------|---|---|---|---|
| Bosnia and Herzegovina | 2018 | 1 | - | 0 | - | - | - | - | - | - | - | - | - | - | - | - | - | - | - | - | 1 525 | - | 8 | - | - |
| Belarus                | 2015 | - | - | - | - | - | - | - | - | - | - | - | - | - | - | - | - | - | - | - | -     | - | 0 | - | - |
|                        | 2016 | - | - | - | - | 0 | - | - | - | - | - | - | - | - | - | - | - | - | - | - | -     | - | 0 | - | - |
|                        | 2017 | - | - | - | - | - | - | - | - | 0 | - | - | - | - | - | - | - | - | - | - | -     | - | - | - | - |
|                        | 2018 | - | - | - | - | 0 | - | - | - | - | - | - | - | - | - | - | - | - | - | - | -     | - | - | - | - |
|                        | 2019 | - | - | - | - | 0 | - | - | - | - | - | - | - | - | - | - | - | - | 0 | - | -     | - | 0 | - | - |

| Country or territory | Year | Acetic anhydride (litres) | N-Acetylanthranilic acid (kilograms) | 4-Anilino-N-phenethylpiperidine (ANPP) <sup>a</sup> (kilograms) | Ephedrine (kilograms) | Ephedrine preparations <sup>b</sup> (kilograms) | Ergometrine (grams) | Ergotamine (grams) | Isosafrole (litres) | Lysergic acid (grams) | 3,4-Methylenedioxyphenyl-2-propanone (litres) | 3,4-MDP-2-P methyl glycidic acid <sup>c</sup> (kilograms) | 3,4-MDP-2-P methyl glycidate <sup>c</sup> (kilograms) | Norephedrine (Phenylpropanolamine) (kilograms) | N-Phenethyl-4-piperidone (NPP) <sup>a</sup> (kilograms) | Phenylacetic acid (kilograms) | alpha-Phenylacetacetamide (APAA) <sup>c</sup> (kilograms) | alpha-Phenylacetacetoneitrile (APAA) <sup>c</sup> (kilograms) | 1-Phenyl-2-propanone (litres) | Piperonal (kilograms) | Potassium permanganate (kilograms) | Pseudoephedrine (kilograms) | Pseudoephedrine preparations (kilograms) <sup>b</sup> | Safrole (litres) |
|----------------------|------|---------------------------|--------------------------------------|---|-----------------------|---|---------------------|--------------------|---------------------|-----------------------|---|---|---|--|---|-------------------------------|---|---|-------------------------------|-----------------------|------------------------------------|-----------------------------|---|------------------|
|                      |      | Iceland                   | 2016                                 | -   | -                     | -   | -                   | -                  | -                   | -                     | -   | -   | -   | -  | -   | -                             | -   | -   | -                             | -                     | -                                  | -                           | -   | 0                |
| Republic of Moldova  | 2015 | -                         | -                                    | -   | 0                     | -   | -                   | -                  | -                   | -                     | -   | -   | -   | -  | -   | -                             | -   | -   | -                             | -                     | 0                                  | 0                           | <sup>b</sup>  | -                |
|                      | 2016 | -                         | -                                    | -   | -                     | -   | -                   | -                  | -                   | -                     | -   | -   | -   | -  | -   | -                             | -   | -   | -                             | -                     | -                                  | -                           | <sup>b</sup>  | -                |
|                      | 2017 | -                         | -                                    | -   | -                     | -   | -                   | -                  | -                   | -                     | -   | -   | -   | -  | -   | -                             | -   | -   | -                             | -                     | -                                  | -                           | 0   | 6                |
| Norway               | 2015 | -                         | -                                    | -   | -                     | 0   | -                   | -                  | -                   | -                     | -   | -   | -   | -  | -   | -                             | -   | -   | -                             | -                     | -                                  | -                           | 0   | -                |
|                      | 2018 | -                         | -                                    | -   | -                     | -   | -                   | -                  | -                   | -                     | -   | -   | -   | -  | -   | -                             | -   | -   | -                             | -                     | 4                                  | -                           | -   | -                |
|                      | 2019 | -                         | -                                    | -   | 3                     | <sup>b</sup>                                    | -                   | -                  | -                   | -                     | -   | -   | -   | -  | -   | -                             | -   | -   | 1                             | -                     | -                                  | -                           | <sup>b</sup>  | -                |
| Russian Federation   | 2015 | 47                        | -                                    | -   | 0                     | -   | -                   | -                  | -                   | -                     | -   | -   | -   | -  | -   | -                             | -   | -   | -                             | -                     | -                                  | -                           | 0   | -                |
|                      | 2016 | 6                         | -                                    | -   | 3                     | -   | -                   | -                  | -                   | -                     | -   | -   | -   | -  | -   | -                             | -   | -   | 10                            | -                     | -                                  | -                           | -   | -                |
|                      | 2017 | 19                        | -                                    | -   | -                     | 3   | -                   | -                  | -                   | -                     | -   | -   | -   | -  | -   | -                             | -   | -   | 1                             | -                     | -                                  | 0                           | -   | -                |
|                      | 2018 | 9                         | -                                    | -   | 2                     | -   | -                   | -                  | -                   | 2000                  | -   | -   | -   | -  | -   | -                             | -   | -   | 6                             | -                     | -                                  | -                           | -   | -                |
|                      | 2019 | 0                         | -                                    | -   | -                     | -   | -                   | -                  | -                   | -                     | -   | -   | -   | -  | -   | -                             | -   | -   | 10                            | -                     | -                                  | 1                           | -   | -                |
| Serbia               | 2018 | -                         | -                                    | -   | -                     | -   | -                   | -                  | -                   | -                     | -   | -   | -   | -  | -   | -                             | -   | -   | -                             | -                     | -                                  | 18                          | -   | -                |
| Switzerland          | 2016 | -                         | -                                    | -   | -                     | -   | -                   | -                  | -                   | -                     | -   | -   | -   | -  | -   | -                             | -   | -   | -                             | -                     | -                                  | -                           | -   | 0                |
| Ukraine              | 2015 | 57                        | -                                    | -   | -                     | 0   | -                   | -                  | -                   | -                     | -   | -   | -   | 0  | -   | 25                            | -   | -   | -                             | 0                     | 10                                 | 0                           | 47  | -                |
|                      | 2016 | 97                        | -                                    | -   | -                     | 253   | -                   | -                  | -                   | -                     | 0   | -   | -   | -  | -   | -                             | -   | -   | 430                           | -                     | 14                                 | 0                           | 2   | -                |
|                      | 2017 | 310                       | -                                    | -   | 5                     | 0   | -                   | -                  | -                   | -                     | -   | -   | -   | -  | -   | -                             | -   | -   | 1                             | -                     | 12                                 | 0                           | 6   | -                |
|                      | 2018 | -                         | -                                    | -   | -                     | 0   | -                   | 0                  | -                   | -                     | 1   | -   | -   | -  | -   | -                             | -   | -   | 12                            | -                     | 0                                  | 1                           | 3   | -                |
|                      | 2019 | 20                        | -                                    | -   | -                     | <sup>b</sup>                                    | -                   | -                  | -                   | -                     | -   | -   | -   | -  | -   | -                             | -   | -   | -                             | -                     | 11                                 | 1                           | <sup>b</sup>  | -                |
| Regional total       | 2015 | 104                       | 0                                    | 0   | 0                     | 1   | 0                   | 0                  | 0                   | 0                     | 0   | 0   | 0   | 0  | 0   | 25                            | 0   | 0   | 0                             | 0                     | 10                                 | 0                           | 47  | 0                |
|                      | 2016 | 103                       | 0                                    | 0   | 3                     | 253   | 0                   | 0                  | 0                   | 0                     | 0   | 0   | 0   | 0  | 0   | 0                             | 0   | 0   | 440                           | 0                     | 14                                 | 0                           | 3   | 0                |
|                      | 2017 | 329                       | 0                                    | 0   | 5                     | 3   | 0                   | 0                  | 0                   | 0                     | 0   | 0   | 0   | 0  | 0   | 0                             | 0   | 0   | 2                             | 0                     | 12                                 | 0                           | 6   | 6                |
|                      | 2018 | 10                        | 0                                    | 0   | 2                     | 0   | 0                   | 0                  | 0                   | 2000                  | 1   | 0   | 0   | 0  | 0   | 0                             | 0   | 0   | 6                             | 1                     | 1530                               | 18                          | 11  | 0                |
|                      | 2019 | 21                        | 0                                    | 0   | 3                     | 0   | 0                   | 0                  | 0                   | 0                     | 0   | 0   | 0   | 0  | 0   | 0                             | 0   | 0   | 11                            | 0                     | 11                                 | 2                           | 0   | 0                |

| Country or territory | Year | Acetic anhydride (litres) | N-Acetylanthranilic acid (kilograms) | 4-Anilino-N-phenethylpiperidine (ANPP) <sup>a</sup> (kilograms) | Ephedrine (kilograms) | Ephedrine preparations <sup>b</sup> (kilograms) | Ergometrine (grams) | Ergotamine (grams) | Isosafrole (litres) | Lysergic acid (grams) | 3,4-Methylenedioxyphenyl-2-propanone (litres) | 3,4-MDP-2-P methyl glycidic acid <sup>c</sup> (kilograms) | 3,4-MDP-2-P methyl glycidate <sup>c</sup> (kilograms) | Norephedrine (Phenylpropanolamine) (kilograms) | N-Phenethyl-4-piperidone (NPP) <sup>a</sup> (kilograms) | Phenylacetic acid (kilograms) | alpha-Phenylacetoacetamide (APAA) <sup>c</sup> (kilograms) | alpha-Phenylacetoacetoneitrile (APAA) <sup>c</sup> (kilograms) | 1-Phenyl-2-propanone (litres) | Piperonal (kilograms) | Potassium permanganate (kilograms) | Pseudoephedrine (kilograms) | Pseudoephedrine preparations (kilograms) <sup>b</sup> | Safrole (litres) |
|----------------------|------|---------------------------|--------------------------------------|---|-----------------------|---|---------------------|--------------------|---------------------|-----------------------|---|---|---|--|---|-------------------------------|--|--|-------------------------------|-----------------------|------------------------------------|-----------------------------|---|------------------|
|----------------------|------|---------------------------|--------------------------------------|---|-----------------------|---|---------------------|--------------------|---------------------|-----------------------|---|---|---|--|---|-------------------------------|--|--|-------------------------------|-----------------------|------------------------------------|-----------------------------|---|------------------|

#### STATES MEMBERS OF THE EUROPEAN UNION

|                      |      |        |   |   |   |   |   |   |   |       |   |   |   |    |    |   |     |       |      |   |   |    |    |   |
|----------------------|------|--------|---|---|---|---|---|---|---|-------|---|---|---|----|----|---|-----|-------|------|---|---|----|----|---|
| Austria              | 2015 | 2037   | - | - | - | - | - | - | - | -     | - | - | - | -  | -  | - | -   | -     | -    | - | - | -  | -  | - |
|                      | 2016 | -      | - | - | 0 | - | - | - | - | -     | - | - | - | -  | -  | - | -   | -     | -    | - | - | -  | -  | - |
|                      | 2017 | -      | - | - | - | - | - | - | - | -     | - | - | - | -  | -  | - | -   | -     | -    | - | - | -  | -  | - |
|                      | 2018 | -      | - | - | - | - | - | - | - | -     | - | - | - | -  | -  | - | -   | -     | -    | - | 1 | -  | -  | - |
|                      | 2019 | -      | - | - | - | - | - | - | - | -     | - | - | - | -  | -  | - | -   | -     | -    | - | 0 | -  | -  | - |
| Belgium              | 2015 | -      | - | - | - | - | - | - | - | -     | - | - | - | -  | -  | - | -   | 637   | 435  | - | - | -  | -  | 1 |
|                      | 2016 | -      | - | - | 3 | - | - | - | - | -     | - | - | - | -  | -  | - | -   | 4     | 1    | - | - | -  | -  | - |
|                      | 2017 | 1836   | - | - | 4 | - | - | - | - | 236   | - | - | - | -  | -  | - | -   | -     | 38   | - | - | -  | -  | - |
|                      | 2018 | -      | - | - | - | - | - | - | - | -     | - | - | - | -  | -  | - | -   | 50    | 1400 | - | - | -  | -  | - |
|                      | 2019 | 3000   | - | - | - | - | - | - | - | 25    | - | 4 | - | -  | -  | - | 236 | -     | 661  | - | - | -  | -  | - |
| Bulgaria             | 2015 | -      | - | - | 0 | - | - | - | - | -     | - | - | - | -  | -  | - | -   | -     | -    | - | - | 32 | 66 | - |
|                      | 2016 | -      | - | - | - | - | - | - | - | -     | - | - | - | -  | -  | - | -   | -     | -    | - | - | -  | 0  | - |
|                      | 2017 | 10 623 | - | - | - | - | - | - | - | 4 177 | - | - | - | -  | -  | - | -   | -     | -    | - | - | -  | -  | - |
|                      | 2018 | 780    | - | - | - | - | - | - | - | -     | - | - | - | -  | -  | - | -   | 4 400 | -    | - | - | -  | 80 | - |
|                      | 2019 | 8000   | - | - | - | - | - | - | - | -     | - | - | - | -  | -  | - | -   | -     | -    | - | - | -  | -  | - |
| Czechia <sup>e</sup> | 2015 | -      | - | - | - | - | - | - | - | -     | - | - | - | -  | -  | - | -   | -     | -    | - | - | -  | 77 | - |
|                      | 2016 | -      | - | - | 0 | - | - | - | - | -     | - | - | - | -  | -  | - | -   | -     | -    | - | - | 20 | 26 | - |
|                      | 2017 | -      | - | - | - | - | - | - | - | -     | - | - | - | -  | -  | - | -   | -     | -    | - | - | 3  | 28 | - |
|                      | 2018 | -      | - | - | 1 | - | - | - | - | -     | - | - | - | -  | -  | - | -   | -     | -    | - | - | 0  | 58 | - |
|                      | 2019 | -      | - | - | 0 | - | - | - | - | -     | - | - | - | -  | -  | - | -   | -     | -    | - | - | 6  | 24 | - |
| Denmark              | 2018 | -      | - | - | - | - | - | - | - | -     | - | - | - | -  | -  | - | -   | -     | 100  | - | - | -  | -  | - |
| Estonia              | 2015 | -      | - | - | - | - | - | - | - | -     | - | - | - | -  | -  | - | -   | -     | 0    | - | - | -  | -  | - |
|                      | 2016 | -      | - | - | - | - | - | - | - | -     | - | - | - | 10 | -  | - | -   | -     | -    | - | - | -  | -  | - |
|                      | 2017 | -      | - | - | - | 0 | - | - | - | -     | - | - | - | -  | 4  | - | -   | -     | -    | - | 0 | -  | -  | - |
|                      | 2018 | -      | - | - | - | 0 | - | - | - | -     | - | - | - | -  | -  | 0 | -   | -     | -    | - | - | -  | -  | - |
|                      | 2019 | 0      | - | - | - | - | - | - | - | -     | - | - | - | -  | 33 | - | -   | -     | -    | - | - | -  | -  | - |

| Country or territory | Year   | Acetic anhydride (litres) | N-Acetylanthranilic acid (kilograms) | 4-Anilino-N-phenethylpiperidine (ANPP) <sup>a</sup> (kilograms) | Ephedrine (kilograms) | Ephedrine preparations <sup>b</sup> (kilograms) | Ergometrine (grams) | Ergotamine (grams) | Isosafrole (litres) | Lysergic acid (grams) | 3,4-Methylenedioxyphenyl-2-propanone (litres) | 3,4-MDP-2-P methyl glycidic acid <sup>c</sup> (kilograms) | 3,4-MDP-2-P methyl glycidate <sup>c</sup> (kilograms) | Norephedrine (Phenylpropanolamine) (kilograms) | N-Phenethyl-4-piperidone (NPP) <sup>a</sup> (kilograms) | Phenylacetic acid (kilograms) | alpha-Phenylacetacetamide (APAA) <sup>c</sup> (kilograms) | alpha-Phenylacetacetoneitrile (APAA) <sup>c</sup> (kilograms) | 1-Phenyl-2-propanone (litres) | Piperonal (kilograms) | Potassium permanganate (kilograms) | Pseudoephedrine (kilograms) | Pseudoephedrine preparations (kilograms) <sup>b</sup> | Safrole (litres) |   |
|----------------------|--------|---------------------------|--------------------------------------|---|-----------------------|---|---------------------|--------------------|---------------------|-----------------------|---|---|---|--|---|-------------------------------|---|---|-------------------------------|-----------------------|------------------------------------|-----------------------------|---|------------------|---|
| Finland              | 2015   | -                         | -                                    | -   | -                     | 2   | -                   | -                  | -                   | -                     | -   | -   | -   | -  | -   | -                             | -   | -   | 0                             | 0                     | -                                  | -                           | 0   | -                |   |
|                      | 2016   | -                         | -                                    | -   | -                     | -   | -                   | -                  | -                   | -                     | -   | -   | -   | -  | -   | -                             | -   | -   | 1                             | 0                     | 0                                  | -                           | 0   | -                |   |
|                      | 2017   | -                         | -                                    | -   | -                     | 0   | -                   | -                  | -                   | -                     | -   | -   | -   | -  | -   | -                             | -   | -   | 0                             | -                     | -                                  | -                           | 0   | -                |   |
|                      | 2019   | -                         | -                                    | -   | -                     | -   | -                   | -                  | -                   | -                     | -   | -   | -   | -  | -   | -                             | -   | -   | -                             | -                     | -                                  | -                           | 0   | -                |   |
| France               | 2015   | -                         | -                                    | -   | 0                     | 0   | -                   | -                  | -                   | -                     | -   | -   | -   | -  | -   | -                             | -   | -   | -                             | -                     | -                                  | -                           | 0   | -                |   |
|                      | 2016   | -                         | -                                    | -   | 11                    | 0   | -                   | -                  | -                   | 500                   | 888   | -   | -   | -  | -   | -                             | -   | -   | -                             | -                     | -                                  | -                           | -   | -                |   |
|                      | 2019   | -                         | -                                    | -   | 0                     | -   | -                   | -                  | -                   | -                     | 0   | -   | -   | -  | -   | -                             | 1   | -   | -                             | -                     | -                                  | 4                           | -   | -                |   |
|                      | 2015   | 1                         | -                                    | -   | 4                     | -   | -                   | -                  | -                   | -                     | -   | -   | -   | -  | -   | -                             | -   | 38  | 2                             | 0                     | 0                                  | 0                           | <sup>b</sup>  | -                |   |
| Germany              | 2016   | -                         | -                                    | -   | 15                    | -   | -                   | 200                | -                   | -                     | -   | -   | -   | -  | -   | -                             | -   | 200   | -                             | -                     | -                                  | -                           | -   | -                |   |
|                      | 2017   | -                         | -                                    | -   | 9                     | -   | -                   | -                  | -                   | -                     | -   | -   | -   | -  | -   | -                             | -   | -   | -                             | -                     | -                                  | -                           | -   | -                |   |
|                      | 2018   | 46                        | -                                    | -   | 5                     | -   | -                   | -                  | -                   | -                     | -   | -   | -   | -  | -   | -                             | -   | 150   | 0                             | -                     | -                                  | 63                          | 2   | -                |   |
|                      | 2019   | -                         | -                                    | -   | 23                    | -   | -                   | -                  | -                   | -                     | -   | -   | 1 101   | -  | -   | -                             | -   | -   | -                             | -                     | 3 000                              | 10                          | -   | -                |   |
|                      | 2015   | -                         | -                                    | -   | -                     | 0   | -                   | -                  | -                   | -                     | -   | -   | -   | -  | -   | -                             | -   | -   | 14                            | -                     | -                                  | -                           | -   | -                |   |
| Hungary              | 2016   | -                         | -                                    | -   | -                     | <sup>b</sup>                                    | -                   | -                  | -                   | -                     | -   | -   | -   | -  | -   | -                             | -   | -   | -                             | -                     | 0                                  | -                           | -   | -                |   |
|                      | 2017   | -                         | -                                    | -   | 0                     | 8   | -                   | -                  | -                   | -                     | -   | -   | -   | -  | -   | -                             | -   | -   | -                             | -                     | -                                  | -                           | -   | -                |   |
|                      | 2018   | -                         | -                                    | -   | 0                     | 125   | -                   | -                  | -                   | -                     | -   | -   | -   | -  | -   | -                             | -   | -   | 0                             | -                     | -                                  | -                           | 8   | -                |   |
|                      | 2019   | -                         | -                                    | -   | -                     | 0   | -                   | -                  | -                   | 2                     | -   | -   | -   | -  | -   | -                             | 0   | -   | 0                             | -                     | 0                                  | -                           | 2   | -                |   |
|                      | 2015   | -                         | -                                    | -   | 0                     | -   | -                   | -                  | -                   | -                     | -   | -   | -   | -  | -   | -                             | -   | -   | -                             | -                     | -                                  | -                           | -   | -                |   |
| Ireland              | 2016   | -                         | -                                    | -   | 5                     | -   | -                   | -                  | -                   | -                     | -   | -   | -   | -  | -   | -                             | -   | -   | -                             | -                     | -                                  | -                           | -   | -                |   |
|                      | 2017   | -                         | -                                    | -   | 7                     | 0   | -                   | -                  | -                   | -                     | -   | -   | -   | -  | -   | -                             | -   | -   | -                             | -                     | -                                  | -                           | -   | -                |   |
|                      | 2018   | -                         | -                                    | -   | 10                    | -   | -                   | -                  | -                   | -                     | -   | -   | -   | -  | -   | -                             | -   | -   | -                             | -                     | -                                  | -                           | -   | -                |   |
|                      | 2019   | -                         | -                                    | -   | 21                    | -   | -                   | -                  | -                   | -                     | -   | -   | -   | -  | -   | -                             | -   | -   | -                             | -                     | -                                  | -                           | -   | -                |   |
|                      | 2019   | -                         | -                                    | -   | 0                     | 0   | -                   | -                  | -                   | -                     | -   | -   | -   | -  | -   | -                             | -   | -   | -                             | -                     | -                                  | -                           | -   | -                |   |
| Italy                | 2019   | -                         | -                                    | -   | 0                     | 0   | -                   | -                  | -                   | -                     | -   | -   | -   | -  | -   | -                             | -   | -   | -                             | -                     | -                                  | -                           | -   | -                |   |
|                      | Latvia | 2016                      | -                                    | -   | -                     | -   | -                   | -                  | -                   | -                     | -   | -   | -   | -  | -   | -                             | -   | -   | -                             | -                     | -                                  | -                           | 0   | -                | - |
|                      |        | 2018                      | -                                    | -   | -                     | -   | -                   | -                  | -                   | -                     | -   | -   | -   | -  | -   | -                             | -   | -   | -                             | 8                     | -                                  | -                           | -   | -                | - |
| 2019                 | -      | -                         | -                                    | -   | -                     | -   | -                   | -                  | -                   | -                     | -   | -   | -   | -  | -   | -                             | -   | 182   | -                             | 42                    | 0                                  | -                           | -   |                  |   |



| Country or territory | Year | Acetic anhydride (litres) | N-Acetylanthranilic acid (kilograms) | 4-Anilino-N-phenethylpiperidine (ANPP) <sup>a</sup> (kilograms) | Ephedrine (kilograms) | Ephedrine preparations <sup>b</sup> (kilograms) | Ergometrine (grams) | Ergotamine (grams) | Isosafrole (litres) | Lysergic acid (grams) | 3,4-Methylenedioxyphenyl-2-propanone (litres) | 3,4-MDP-2-P methyl glycidic acid <sup>c</sup> (kilograms) | 3,4-MDP-2-P methyl glycidate <sup>c</sup> (kilograms) | Norephedrine (Phenylpropanolamine) (kilograms) | N-Phenethyl-4-piperidone (NPP) <sup>a</sup> (kilograms) | Phenylacetic acid (kilograms) | alpha-Phenylacetacetamide (APAA) <sup>c</sup> (kilograms) | alpha-Phenylacetacetoneitrile (APAA) <sup>c</sup> (kilograms) | 1-Phenyl-2-propanone (litres) | Piperonal (kilograms) | Potassium permanganate (kilograms) | Pseudoephedrine (kilograms) | Pseudoephedrine preparations (kilograms) <sup>b</sup> | Safrole (litres) |
|----------------------|------|---------------------------|--------------------------------------|---|-----------------------|---|---------------------|--------------------|---------------------|-----------------------|---|---|---|--|---|-------------------------------|---|---|-------------------------------|-----------------------|------------------------------------|-----------------------------|---|------------------|
| Lithuania            | 2015 | 0                         | -                                    | -   | -                     | -   | -                   | -                  | -                   | -                     | -   | -   | -   | -  | -   | -                             | -   | -   | -                             | -                     | -                                  | -                           | -   | -                |
|                      | 2016 | -                         | -                                    | -   | -                     | -   | -                   | -                  | -                   | -                     | -   | -   | -   | -  | -   | -                             | -   | -   | 0                             | -                     | -                                  | -                           | -   | -                |
|                      | 2017 | -                         | -                                    | -   | -                     | -   | -                   | -                  | -                   | -                     | -   | -   | -   | -  | -   | -                             | -   | 7   | 0                             | -                     | -                                  | -                           | -   | -                |
|                      | 2018 | -                         | -                                    | -   | 0                     | -   | -                   | -                  | -                   | -                     | -   | -   | -   | -  | -   | -                             | -   | 7   | 580                           | -                     | -                                  | -                           | -   | -                |
|                      | 2019 | -                         | -                                    | -   | -                     | -   | -                   | -                  | -                   | -                     | -   | -   | -   | -  | -   | -                             | -   | 0   | 51                            | -                     | -                                  | -                           | -   | -                |
| Netherlands          | 2015 | -                         | -                                    | -   | -                     | -   | -                   | -                  | -                   | 507                   | -   | -   | -   | -  | -   | 258                           | -   | 710   | 525                           | 45                    | 26                                 | -                           | -   | 2                |
|                      | 2016 | 75                        | -                                    | -   | -                     | -   | -                   | -                  | -                   | 148                   | -   | -   | -   | -  | -   | -                             | -   | 393   | 22                            | 1                     | -                                  | -                           | -   | 61               |
|                      | 2017 | 6953                      | -                                    | -   | 3                     | -   | -                   | -                  | -                   | 5397                  | -   | -   | -   | -  | -   | -                             | -   | 59  | 981                           | 10                    | -                                  | 8                           | -   | 2970             |
|                      | 2018 | 13840                     | -                                    | -   | -                     | -   | -                   | -                  | -                   | 190                   | -   | -   | -   | -  | -   | 132                           | -   | 3928  | 1270                          | 0                     | 23                                 | 29                          | -   | 175              |
|                      | 2019 | 4063                      | -                                    | -   | -                     | -   | -                   | -                  | -                   | 634                   | 545   | 2395  | -   | -  | -   | -                             | 4341  | -   | 5723                          | -                     | 25                                 | -                           | -   | 16               |
| Poland               | 2015 | -                         | -                                    | -   | 1                     | -   | -                   | -                  | -                   | -                     | -   | -   | -   | -  | -   | -                             | -   | 31  | 6920                          | -                     | -                                  | -                           | 35  | -                |
|                      | 2016 | -                         | -                                    | -   | -                     | 26  | -                   | -                  | -                   | -                     | -   | -   | -   | -  | -   | -                             | -   | -   | 107                           | -                     | -                                  | -                           | -   | 2                |
|                      | 2017 | 1001                      | -                                    | -   | -                     | -   | -                   | -                  | -                   | -                     | -   | -   | -   | -  | -   | -                             | -   | 5000  | 112                           | -                     | -                                  | -                           | -   | -                |
|                      | 2018 | 5972                      | -                                    | -   | 10                    | -   | -                   | -                  | -                   | 1570                  | -   | -   | -   | -  | -   | 10                            | -   | 292   | 1782                          | -                     | -                                  | 0                           | -   | 3693             |
|                      | 2019 | -                         | -                                    | -   | -                     | 0   | -                   | -                  | -                   | -                     | -   | -   | -   | -  | -   | -                             | -   | 0   | 961                           | -                     | -                                  | 92                          | 67  | -                |
| Portugal             | 2015 | -                         | -                                    | -   | 0                     | -   | -                   | -                  | -                   | -                     | -   | -   | -   | -  | -   | -                             | -   | -   | -                             | -                     | -                                  | -                           | -   | -                |
|                      | 2016 | -                         | -                                    | -   | -                     | 0   | -                   | -                  | -                   | -                     | -   | -   | -   | -  | -   | -                             | -   | -   | -                             | -                     | -                                  | -                           | b   | -                |
|                      | 2017 | -                         | -                                    | -   | 0                     | -   | -                   | -                  | -                   | -                     | -   | -   | -   | -  | -   | -                             | -   | -   | -                             | -                     | -                                  | -                           | -   | -                |
|                      | 2018 | -                         | -                                    | -   | -                     | -   | -                   | -                  | -                   | -                     | -   | -   | -   | -  | -   | -                             | -   | -   | 5786                          | -                     | -                                  | 0                           | 0   | -                |
|                      | 2019 | -                         | -                                    | -   | 0                     | -   | -                   | -                  | -                   | -                     | -   | -   | -   | -  | -   | -                             | 25  | -   | -                             | -                     | -                                  | -                           | -   | -                |
| Romania              | 2018 | -                         | -                                    | -   | 0                     | -   | -                   | -                  | -                   | -                     | -   | -   | -   | -  | -   | -                             | -   | -   | 44                            | -                     | -                                  | -                           | -   | -                |
| 2019                 | 4975 | -                         | -                                    | 0   | -                     | -   | -                   | -                  | -                   | -                     | -   | -   | -   | -  | -   | -                             | -   | -   | -                             | -                     | -                                  | -                           | -   |                  |
| Slovakia             | 2015 | -                         | -                                    | -   | 0                     | -   | -                   | -                  | -                   | -                     | -   | -   | -   | -  | -   | -                             | -   | -   | -                             | -                     | 1000                               | 0                           | -   | -                |
|                      | 2016 | -                         | -                                    | -   | 0                     | -   | -                   | -                  | -                   | -                     | -   | -   | -   | -  | -   | -                             | -   | -   | -                             | -                     | -                                  | -                           | 0   | -                |
|                      | 2017 | -                         | -                                    | -   | 0                     | -   | -                   | -                  | -                   | -                     | -   | -   | -   | -  | -   | -                             | -   | -   | -                             | -                     | -                                  | 2                           | -   | -                |
|                      | 2019 | -                         | -                                    | -   | 0                     | -   | -                   | -                  | -                   | -                     | -   | -   | -   | -  | -   | -                             | -   | -   | -                             | -                     | -                                  | 1                           | 0   | -                |
| Slovenia             | 2018 | 2778                      | -                                    | -   | -                     | -   | -                   | -                  | -                   | -                     | -   | -   | -   | -  | -   | -                             | -   | -   | -                             | -                     | -                                  | -                           | -   | -                |

| Country or territory  | Year | Precursors                |                                      |   |                       |   |                     |                    |                     |                       |   |  |  |  |   |                               |   |   |                               |                       |                                    |                             |   |                  |
|---|------|---------------------------|--------------------------------------|---|-----------------------|---|---------------------|--------------------|---------------------|-----------------------|---|--|--|--|---|-------------------------------|---|---|-------------------------------|-----------------------|------------------------------------|-----------------------------|---|------------------|
|   |      | Acetic anhydride (litres) | N-Acetylanthranilic acid (kilograms) | 4-Anilino-N-phenethylpiperidine (ANPP) <sup>a</sup> (kilograms) | Ephedrine (kilograms) | Ephedrine preparations <sup>b</sup> (kilograms) | Ergometrine (grams) | Ergotamine (grams) | Isosafrole (litres) | Lysergic acid (grams) | 3,4-Methylenedioxyphenyl-2-propanone (litres) | 3,4-MDP-2-P methyl glycidic acid (kilograms) | 3,4-MDP-2-P methyl glycidate (kilograms) | Norephedrine (Phenylpropanolamine) (kilograms) | N-Phenethyl-4-piperidone (NPP) <sup>a</sup> (kilograms) | Phenylacetic acid (kilograms) | alpha-Phenylacetacetamide (APAA) <sup>c</sup> (kilograms) | alpha-Phenylacetacetoneitrile (APAA) <sup>c</sup> (kilograms) | 1-Phenyl-2-propanone (litres) | Piperonal (kilograms) | Potassium permanganate (kilograms) | Pseudoephedrine (kilograms) | Pseudoephedrine preparations (kilograms) <sup>b</sup> | Safrole (litres) |
| Spain   | 2015 | 1                         | -                                    | -   | 2                     | -   | -                   | -                  | -                   | -                     | -   | -  | -  | -  | 2   | -                             | 122   | -   | -                             | -                     | -                                  | -                           | -   | -                |
|   | 2016 | -                         | -                                    | -   | -                     | 3   | -                   | -                  | -                   | -                     | -   | -  | -  | -  | -   | -                             | -   | -   | -                             | -                     | 8                                  | -                           | -   | -                |
|   | 2017 | -                         | -                                    | -   | 0                     | -   | -                   | -                  | -                   | -                     | -   | -  | 0  | -  | -   | -                             | -   | -   | 27                            | 5                     | -                                  | -                           | -   | -                |
|   | 2018 | -                         | -                                    | -   | 23                    | -   | -                   | -                  | -                   | 527                   | -   | -  | -  | -  | -   | -                             | -   | -   | 29                            | 45                    | -                                  | -                           | -   | -                |
|   | 2019 | -                         | -                                    | -   | -                     | 0   | -                   | -                  | -                   | 0                     | -   | 640  | -  | -  | 1050  | -                             | -   | 6 315   | 0                             | 6                     | -                                  | 1                           | 0   | -                |
| Sweden  | 2015 | -                         | -                                    | -   | -                     | 1   | -                   | -                  | -                   | -                     | -   | -  | -  | -  | -   | -                             | -   | -   | -                             | -                     | -                                  | -                           | -   | -                |
|   | 2016 | -                         | -                                    | -   | -                     | <sup>b</sup>                                    | -                   | -                  | -                   | -                     | -   | -  | -  | -  | -   | -                             | -   | 7   | -                             | -                     | -                                  | 0                           | -   | -                |
|   | 2017 | -                         | -                                    | -   | -                     | 0   | -                   | -                  | -                   | -                     | -   | -  | -  | -  | -   | -                             | -   | -   | 0                             | -                     | -                                  | 0                           | -   | -                |
|   | 2018 | -                         | -                                    | -   | -                     | 0   | -                   | -                  | -                   | -                     | -   | -  | -  | -  | -   | -                             | -   | -   | -                             | -                     | -                                  | -                           | -   | -                |
|   | 2019 | -                         | -                                    | -   | -                     | <sup>b</sup>                                    | -                   | -                  | -                   | -                     | -   | -  | -  | -  | -   | -                             | -   | -   | -                             | -                     | -                                  | -                           | -   | -                |
| United Kingdom of Great Britain and Northern Ireland <sup>f</sup> | 2016 | -                         | -                                    | -   | 29                    | <sup>b</sup>                                    | -                   | -                  | 20                  | -                     | -   | -  | -  | -  | -   | -                             | -   | -   | -                             | -                     | -                                  | -                           | -   | -                |
|   | 2017 | -                         | -                                    | -   | -                     | -   | -                   | -                  | 9                   | -                     | -   | 21   | -  | -  | -   | -                             | -   | 594   | -                             | -                     | -                                  | -                           | -   | -                |
|   | 2018 | -                         | -                                    | -   | 12                    | -   | -                   | -                  | -                   | -                     | -   | -  | -  | -  | -   | -                             | 10  | 0   | -                             | -                     | -                                  | -                           | -   | -                |
| Regional total  | 2015 | 2039                      | 0                                    | 0   | 7                     | 3   | 0                   | 0                  | 0                   | 507                   | 0   | 0  | 0  | 0  | 260   | 0                             | 1537  | 7896  | 45                            | 1036                  | 32                                 | 178                         | 3   |                  |
|   | 2016 | 75                        | 0                                    | 0   | 63                    | 29  | 0                   | 200                | 0                   | 500                   | 1056  | 0  | 0  | 10   | 0   | 0                             | 597   | 138   | 1                             | 22                    | 21                                 | 26                          | 63  |                  |
|   | 2017 | 20 413                    | 0                                    | 0   | 23                    | 8   | 0                   | 0                  | 0                   | 0                     | 9 819   | 0  | 0  | 21   | 4   | 0                             | 0   | 5 066   | 1 727                         | 37                    | 18                                 | 13                          | 28  | 2 970            |
|   | 2018 | 23 426                    | 0                                    | 0   | 61                    | 125   | 0                   | 0                  | 0                   | 0                     | 2 288   | 0  | 0  | 0  | 0   | 142                           | 0   | 8 837   | 10 970                        | 30                    | 69                                 | 92                          | 148   | 3 868            |
|   | 2019 | 20 038                    | 0                                    | 0   | 44                    | 2   | 0                   | 0                  | 0                   | 2                     | 659   | 545  | 4 140                                    | 0  | 33  | 1 050                         | 4 603   | 0   | 41 893                        | 0                     | 3 084                              | 113                         | 94  | 16               |

## OCEANIA

|           |      |   |   |   |       |   |   |     |   |       |     |   |   |     |   |     |   |   |    |   |       |   |    |
|-----------|------|---|---|---|-------|---|---|-----|---|-------|-----|---|---|-----|---|-----|---|---|----|---|-------|---|----|
| Australia | 2015 | - | - | - | 457   | - | - | 281 | - | -     | 139 | - | - | 12  | - | 1   | - | - | 0  | - | 72    | - | 73 |
|           | 2016 | 0 | - | - | 1 123 | - | - | 290 | - | 804   | 0   | - | - | -   | - | -   | - | - | -  | - | 1 046 | - | 0  |
|           | 2017 | - | - | - | 5 925 | - | - | 450 | - | 3 877 | 4   | - | - | 250 | - | 225 | - | - | 10 | - | 142   | - | -  |
|           | 2019 | - | - | - | 1 297 | - | - | -   | - | -     | -   | - | - | -   | - | -   | - | - | -  | - | -     | 2 | -  |

| Country or territory | Year | Substances                |                                      |   |                       |   |                     |                    |                     |                       |   |   |   |  |   |                               |   |  |                               |                       |                                    |                             |   |                  |
|----------------------|------|---------------------------|--------------------------------------|---|-----------------------|---|---------------------|--------------------|---------------------|-----------------------|---|---|---|--|---|-------------------------------|---|--|-------------------------------|-----------------------|------------------------------------|-----------------------------|---|------------------|
|                      |      | Acetic anhydride (litres) | N-Acetylanthranilic acid (kilograms) | 4-Anilino-N-phenethylpiperidine (ANPP) <sup>a</sup> (kilograms) | Ephedrine (kilograms) | Ephedrine preparations <sup>b</sup> (kilograms) | Ergometrine (grams) | Ergotamine (grams) | Isosafrole (litres) | Lysergic acid (grams) | 3,4-Methylenedioxyphenyl-2-propanone (litres) | 3,4-MDP-2-P methyl glycidic acid <sup>c</sup> (kilograms) | 3,4-MDP-2-P methyl glycidate <sup>c</sup> (kilograms) | Norephedrine (Phenylpropanolamine) (kilograms) | N-Phenethyl-4-piperidone (NPP) <sup>a</sup> (kilograms) | Phenylacetic acid (kilograms) | alpha-Phenylacetacetamide (APAA) <sup>c</sup> (kilograms) | alpha-Phenylacetacetoneitrile (APAAN) <sup>c</sup> (kilograms) | 1-Phenyl-2-propanone (litres) | Piperonal (kilograms) | Potassium permanganate (kilograms) | Pseudoephedrine (kilograms) | Pseudoephedrine preparations (kilograms) <sup>b</sup> | Safrole (litres) |
| New Zealand          | 2015 | 3                         | -                                    | -   | 952                   | -   | -                   | -                  | -                   | -                     | -   | -   | -   | -  | -   | -                             | -   | -  | -                             | -                     | 0                                  | 61                          | -   | -                |
|                      | 2016 | 0                         | -                                    | -   | 1 228                 | -   | -                   | -                  | -                   | -                     | -   | -   | -   | -  | -   | -                             | -   | -  | -                             | -                     | 0                                  | -                           | 9   | -                |
|                      | 2017 | 0                         | -                                    | -   | 562                   | 0   | -                   | -                  | -                   | -                     | -   | -   | -   | -  | -   | -                             | -   | -  | -                             | -                     | -                                  | 25                          | 0   | -                |
|                      | 2018 | 1                         | -                                    | -   | 412                   | 0   | -                   | -                  | -                   | -                     | -   | -   | -   | -  | -   | -                             | -   | -  | -                             | -                     | -                                  | 10                          | 0   | -                |
|                      | 2019 | 0                         | -                                    | -   | 340                   | 3   | -                   | -                  | -                   | -                     | -   | -   | -   | -  | -   | -                             | -   | -  | -                             | -                     | -                                  | 5                           | 3   | -                |
| Regional total       | 2015 | 3                         | 0                                    | 0   | 1409                  | 0   | 0                   | 281                | 0                   | 0                     | 139   | 0   | 0   | 12   | 0   | 1                             | 0   | 0  | 0                             | 1                     | 0                                  | 133                         | 0   | 73               |
|                      | 2016 | 1                         | 0                                    | 0   | 2352                  | 0   | 0                   | 290                | 0                   | 804                   | 0   | 0   | 0   | 0  | 0   | 0                             | 0   | 0  | 0                             | 0                     | 0                                  | 1 046                       | 9   | 0                |
|                      | 2017 | 0                         | 0                                    | 0   | 6487                  | 0   | 0                   | 450                | 0                   | 3877                  | 4   | 0   | 0   | 250  | 0   | 225                           | 0   | 0  | 0                             | 10                    | 0                                  | 167                         | 0   | 0                |
|                      | 2018 | 1                         | 0                                    | 0   | 412                   | 0   | 0                   | 0                  | 0                   | 0                     | 0   | 0   | 0   | 0  | 0   | 0                             | 0   | 0  | 0                             | 0                     | 0                                  | 10                          | 0   | 0                |
|                      | 2019 | 0                         | 0                                    | 0   | 1637                  | 3   | 0                   | 0                  | 0                   | 0                     | 0   | 0   | 0   | 0  | 0   | 0                             | 0   | 0  | 0                             | 0                     | 0                                  | 5                           | 5   | 0                |
| World total          | 2015 | 31 169                    | 0                                    | 0   | 25 981                | 225   | 0                   | 281                | 0                   | 472                   | 689   | 0   | 0   | 18   | 0   | 16 921                        | 0   | 1 537  | 29 840                        | 46                    | 138 837                            | 1 182                       | 228   | 77               |
|                      | 2016 | 135 183                   | 0                                    | 0   | 5 833                 | 25 197  | 0                   | 490                | 1                   | 5 197                 | 1 433   | 0   | 0   | 0  | 10  | 59                            | 0   | 597  | 22 511                        | 289                   | 585 087                            | 1 396                       | 4 022   | 2 166            |
|                      | 2017 | 126 877                   | 0                                    | 0   | 6 785                 | 1 283   | 0                   | 450                | 0                   | 4 229                 | 9 838   | 0   | 0   | 272  | 54  | 19 664                        | 0   | 5 066  | 4 184                         | 48                    | 103 669                            | 1 019                       | 3 056   | 3 007            |
|                      | 2018 | 194 290                   | 1 233                                | 275   | 31 432                | 6 106   | 449                 | 168                | 0                   | 2 594                 | 2 307   | 0   | 0   | 7  | 0   | 12 036                        | 0   | 19 897   | 38 008                        | 31                    | 80 575                             | 10 097                      | 402   | 3 868            |
|                      | 2019 | 60 048                    | 0                                    | 202   | 33 433                | 162   | 0                   | 2 975              | 0                   | 19 715                | 659   | 4 547   | 4 142   | 9  | 509   | 4 559                         | 4 953   | 0  | 18 013                        | 8                     | 65 335                             | 1 321                       | 702   | 707              |

<sup>a</sup>Included in Table I of the 1988 Convention, effective 18 October 2017.

<sup>b</sup>Seizures of ephedrine and pseudoephedrine reported to the Board in consumption units (such as tablets and doses) have not been converted into kilograms, as the actual quantity of ephedrine and pseudoephedrine is not known. The following countries and territories listed in the table below have reported seizures of preparations containing ephedrine and/or pseudoephedrine quantified in terms of consumption units.

*Seizures of ephedrine and pseudoephedrine reported to the Board in consumption units, 2015–2019*

| <i>Country</i>              | <i>Year</i> | <i>Ephedrine preparations<br/>(units)</i> | <i>Pseudoephedrine preparations<br/>(units)</i> |
|-----------------------------|-------------|---|---|
| Canada                      | 2015        | 30 433                                    | 907   |
|                             | 2016        | 9 757 657                                 | 45  |
| <i>China, Hong Kong SAR</i> | 2016        | 11 050                                    | –   |
|                             | 2018        | 10  | –   |
| Germany                     | 2015        | –   | 1 779   |
| Hungary                     | 2016        | 21  | –   |
| India                       | 2015        | 560                                       | 3 342 792                                       |
| Indonesia                   | 2015        | –   | 60  |
| Myanmar                     | 2018        | 450 000                                   | –   |
| Norway                      | 2019        | 2 146                                     | 143   |
| Portugal                    | 2016        | –   | 2   |
| Republic of Moldova         | 2015        | –   | 60  |
|                             | 2016        | –   | 60  |
| Sweden                      | 2016        | 6 363                                     | –   |
|                             | 2019        | 387                                       | –   |
| Ukraine                     | 2019        | 183                                       | 5 454   |
| United Kingdom <sup>f</sup> | 2016        | 2 350                                     | –   |

<sup>e</sup>Included in Table I of the 1988 Convention, effective 19 November 2019.

<sup>d</sup>For statistical purposes, the data for China do not include those for Hong Kong, China, or Macao, China.

<sup>e</sup>Since 17 May 2016, “Czechia” has replaced “Czech Republic” as the short name used in the United Nations.

<sup>f</sup>The United Kingdom has left the European Union and is in a transition period until the end of 2020.

Table B. Seizures of substances in Table II of the 1988 Convention as reported to the International Narcotics Control Board, 2015–2019

| Country or territory                     | Year        | Acetone (litres) | Anthranilic acid (kilograms) | Ethyl ether (litres) | Hydrochloric acid (litres) | Methyl ethyl ketone (litres) | Piperidine (litres) | Sulphuric acid (litres) | Toluene (litres) |
|--|-------------|------------------|------------------------------|----------------------|----------------------------|------------------------------|---------------------|-------------------------|------------------|
| <b>AFRICA</b>                            |             |                  |                              |                      |                            |                              |                     |                         |                  |
| Namibia                                  | 2016        | -                | -                            | -                    | -                          | -                            | -                   | -                       | 47 355           |
| Nigeria                                  | 2015        | -                | -                            | -                    | -                          | -                            | -                   | -                       | 0                |
|  | 2016        | 979              | -                            | -                    | 3                          | -                            | -                   | -                       | 785              |
|  | 2018        | 203              | -                            | -                    | 30                         | -                            | -                   | 120                     | 319              |
|  | 2019        | 425              | -                            | -                    | -                          | -                            | -                   | 50                      | 325              |
| United Republic of Tanzania              | 2017        | 25               | -                            | 173                  | 293                        | 20                           | -                   | 730                     | 30               |
| <b>Regional total</b>                    | <b>2015</b> | <b>0</b>         | <b>0</b>                     | <b>0</b>             | <b>0</b>                   | <b>0</b>                     | <b>0</b>            | <b>0</b>                | <b>0</b>         |
|  | <b>2016</b> | <b>979</b>       | <b>0</b>                     | <b>0</b>             | <b>3</b>                   | <b>0</b>                     | <b>0</b>            | <b>0</b>                | <b>48 140</b>    |
|  | <b>2017</b> | <b>25</b>        | <b>0</b>                     | <b>173</b>           | <b>293</b>                 | <b>20</b>                    | <b>0</b>            | <b>730</b>              | <b>30</b>        |
|  | <b>2018</b> | <b>203</b>       | <b>0</b>                     | <b>0</b>             | <b>30</b>                  | <b>0</b>                     | <b>0</b>            | <b>120</b>              | <b>319</b>       |
|  | <b>2019</b> | <b>425</b>       | <b>0</b>                     | <b>0</b>             | <b>0</b>                   | <b>0</b>                     | <b>0</b>            | <b>50</b>               | <b>325</b>       |
| <b>AMERICAS</b>                          |             |                  |                              |                      |                            |                              |                     |                         |                  |
| <b>CENTRAL AMERICA AND THE CARIBBEAN</b> |             |                  |                              |                      |                            |                              |                     |                         |                  |
| Costa Rica                               | 2019        | 359              | -                            | -                    | -                          | -                            | -                   | -                       | -                |
| Guatemala                                | 2017        | 4                | -                            | -                    | -                          | -                            | -                   | -                       | -                |
|  | 2019        | 67               | -                            | -                    | 5                          | 7 429                        | -                   | 2 271                   | -                |
| Honduras                                 | 2016        | 22               | -                            | -                    | 8                          | -                            | -                   | 1                       | -                |
| <b>Regional total</b>                    | <b>2015</b> | <b>0</b>         | <b>0</b>                     | <b>0</b>             | <b>0</b>                   | <b>0</b>                     | <b>0</b>            | <b>0</b>                | <b>0</b>         |
|  | <b>2016</b> | <b>22</b>        | <b>0</b>                     | <b>0</b>             | <b>8</b>                   | <b>0</b>                     | <b>0</b>            | <b>1</b>                | <b>0</b>         |
|  | <b>2017</b> | <b>4</b>         | <b>0</b>                     | <b>0</b>             | <b>0</b>                   | <b>0</b>                     | <b>0</b>            | <b>0</b>                | <b>0</b>         |
|  | <b>2018</b> | <b>0</b>         | <b>0</b>                     | <b>0</b>             | <b>0</b>                   | <b>0</b>                     | <b>0</b>            | <b>0</b>                | <b>0</b>         |
|  | <b>2019</b> | <b>426</b>       | <b>0</b>                     | <b>0</b>             | <b>5</b>                   | <b>7 429</b>                 | <b>0</b>            | <b>2 271</b>            | <b>0</b>         |

| <i>Country or territory</i>      | <i>Year</i> | <i>Acetone (litres)</i> | <i>Anthranilic acid (kilograms)</i> | <i>Ethyl ether (litres)</i> | <i>Hydrochloric acid (litres)</i> | <i>Methyl ethyl ketone (litres)</i> | <i>Piperidine (litres)</i> | <i>Sulphuric acid (litres)</i> | <i>Toluene (litres)</i> |
|----------------------------------|-------------|-------------------------|-------------------------------------|-----------------------------|-----------------------------------|-------------------------------------|----------------------------|--------------------------------|-------------------------|
| <b>NORTH AMERICA</b>             |             |                         |                                     |                             |                                   |                                     |                            |                                |                         |
| Canada                           | 2015        | 0                       | 0                                   | -                           | 0                                 | 0                                   | -                          | 0                              | -                       |
|                                  | 2016        | 215                     | -                                   | -                           | 317                               | -                                   | -                          | 41                             | 246                     |
|                                  | 2018        | 0                       | -                                   | -                           | -                                 | -                                   | -                          | -                              | -                       |
|                                  | 2019        | 0                       | -                                   | -                           | -                                 | -                                   | -                          | -                              | -                       |
| Mexico                           | 2015        | 8 117                   | -                                   | -                           | 188 256                           | 184                                 | -                          | 4 508                          | 26 643                  |
|                                  | 2016        | 21 035                  | -                                   | -                           | 26 573                            | 89                                  | -                          | 2 502                          | 48 172                  |
|                                  | 2017        | 25 426                  | -                                   | 404                         | 81 408                            | 40                                  | -                          | 2 290                          | 93 139                  |
|                                  | 2018        | 6 236                   | -                                   | -                           | 14 604                            | -                                   | -                          | 8 390                          | 14 316                  |
| United States of America         | 2019        | 8 881                   | -                                   | -                           | 43 061                            | 27                                  | -                          | 50                             | 39 683                  |
|                                  | 2015        | 3 810                   | -                                   | 168                         | 1 325                             | 18                                  | -                          | 1 244                          | 41                      |
|                                  | 2016        | 121 580                 | -                                   | 833                         | 105 991                           | 3                                   | 0                          | -                              | -                       |
|                                  | 2017        | 636                     | -                                   | 224                         | 335                               | 4                                   | 121                        | 271                            | 56                      |
|                                  | 2018        | 256                     | -                                   | 26                          | 214                               | -                                   | -                          | 191                            | 0                       |
| 2019                             | 503         | -                       | 3                                   | 87                          | 2                                 | 552                                 | 47                         | 9                              |                         |
| <b>Regional total</b>            | <b>2015</b> | <b>11 927</b>           | <b>0</b>                            | <b>168</b>                  | <b>189 581</b>                    | <b>202</b>                          | <b>0</b>                   | <b>5 752</b>                   | <b>26 684</b>           |
|                                  | <b>2016</b> | <b>142 830</b>          | <b>0</b>                            | <b>833</b>                  | <b>132 881</b>                    | <b>92</b>                           | <b>0</b>                   | <b>2 543</b>                   | <b>48 418</b>           |
|                                  | <b>2017</b> | <b>26 062</b>           | <b>0</b>                            | <b>628</b>                  | <b>81 743</b>                     | <b>44</b>                           | <b>121</b>                 | <b>2 561</b>                   | <b>93 195</b>           |
|                                  | <b>2018</b> | <b>6 492</b>            | <b>0</b>                            | <b>26</b>                   | <b>14 818</b>                     | <b>0</b>                            | <b>0</b>                   | <b>8 581</b>                   | <b>14 317</b>           |
|                                  | <b>2019</b> | <b>19 384</b>           | <b>0</b>                            | <b>3</b>                    | <b>43 148</b>                     | <b>30</b>                           | <b>552</b>                 | <b>97</b>                      | <b>39 692</b>           |
| <b>SOUTH AMERICA</b>             |             |                         |                                     |                             |                                   |                                     |                            |                                |                         |
| Argentina                        | 2015        | 8 001                   | -                                   | 72                          | 54 250                            | 12                                  | -                          | 4 145                          | 71 478                  |
|                                  | 2016        | 20 599                  | -                                   | 10                          | 11 989                            | 4 680                               | -                          | 1 431                          | 400                     |
|                                  | 2017        | 19 834                  | -                                   | 4                           | 231                               | 1 330                               | -                          | 4 028                          | 1 403                   |
|                                  | 2018        | 459                     | -                                   | 54                          | 19 383                            | 9                                   | -                          | 6 523                          | 1 135                   |
|                                  | 2019        | 1 047                   | 3                                   | 19                          | 1 064                             | 1 606                               | -                          | 14 852                         | 12 393                  |
| Bolivia (Plurinational State of) | 2015        | 45 869                  | -                                   | 12 309                      | 5 722                             | -                                   | -                          | 51 837                         | 160                     |
|                                  | 2016        | 32 937                  | -                                   | 14 570                      | 25 832                            | 245                                 | -                          | 47 795                         | -                       |
|                                  | 2017        | 7 667                   | -                                   | -                           | 18 126                            | -                                   | -                          | 40 817                         | -                       |
|                                  | 2018        | 83 080                  | -                                   | -                           | 7 832                             | -                                   | -                          | 31 740                         | -                       |

| <i>Country or territory</i>        | <i>Year</i> | <i>Acetone (litres)</i> | <i>Anthranilic acid (kilograms)</i> | <i>Ethyl ether (litres)</i> | <i>Hydrochloric acid (litres)</i> | <i>Methyl ethyl ketone (litres)</i> | <i>Piperidine (litres)</i> | <i>Sulphuric acid (litres)</i> | <i>Toluene (litres)</i> |
|------------------------------------|-------------|-------------------------|-------------------------------------|-----------------------------|-----------------------------------|-------------------------------------|----------------------------|--------------------------------|-------------------------|
| Brazil                             | 2015        | 1 081                   | -                                   | 313                         | 374 679                           | -                                   | -                          | 317 998                        | -                       |
|                                    | 2016        | 421                     | -                                   | 1                           | 1 210                             | -                                   | -                          | 2 529                          | 3 011                   |
|                                    | 2017        | 201                     | -                                   | 1                           | 107                               | -                                   | -                          | 3                              | 200                     |
|                                    | 2018        | 335                     | -                                   | 387                         | 126                               | -                                   | -                          | 490                            | -                       |
|                                    | 2019        | 48                      | -                                   | 23                          | 111                               | -                                   | -                          | 4                              | -                       |
| Chile                              | 2015        | 0                       | -                                   | -                           | 142                               | 14                                  | -                          | 196                            | 0                       |
|                                    | 2016        | 2                       | -                                   | -                           | 95                                | -                                   | -                          | 73                             | -                       |
|                                    | 2017        | 1                       | -                                   | -                           | 1 278                             | -                                   | -                          | 234                            | -                       |
|                                    | 2018        | 2 040                   | -                                   | -                           | 139                               | 49                                  | -                          | 644                            | 0                       |
|                                    | 2019        | 3 066                   | -                                   | 4                           | 93                                | -                                   | -                          | 52                             | 1                       |
| Colombia                           | 2015        | 613 920                 | -                                   | 11 697                      | 211 090                           | 172                                 | -                          | 282 853                        | 56 221                  |
|                                    | 2016        | 946 102                 | -                                   | 927                         | 208 676                           | 22 807                              | -                          | 504 970                        | 379 495                 |
|                                    | 2017        | 1 091 435               | -                                   | 27                          | 98 380                            | 16 956                              | -                          | 411 933                        | 106 710                 |
|                                    | 2018        | 1 501 098               | -                                   | 8 998                       | 171 618                           | 15 126                              | -                          | 661 983                        | 217 854                 |
|                                    | 2019        | 1 560 719               | -                                   | 1 912                       | 88 624                            | 12 814                              | -                          | 566 377                        | 346 248                 |
| Ecuador                            | 2015        | -                       | -                                   | -                           | 11                                | -                                   | -                          | 2 642                          | -                       |
|                                    | 2016        | -                       | -                                   | -                           | 40 927                            | -                                   | -                          | 4 831                          | -                       |
|                                    | 2017        | -                       | -                                   | -                           | -                                 | 24                                  | -                          | 1 400                          | -                       |
|                                    | 2018        | -                       | -                                   | -                           | -                                 | -                                   | -                          | 3 380                          | -                       |
|                                    | 2019        | -                       | -                                   | -                           | -                                 | 16 894                              | -                          | 2 866                          | -                       |
| Peru                               | 2015        | 55 229                  | -                                   | -                           | 9 904                             | -                                   | -                          | 16 576                         | -                       |
|                                    | 2016        | 114 318                 | -                                   | -                           | 49 203                            | 976                                 | -                          | 68 354                         | 1 795                   |
|                                    | 2018        | 19 440                  | -                                   | -                           | 1 011                             | 76                                  | -                          | 1 500                          | 4 351                   |
|                                    | 2019        | 98 948                  | -                                   | -                           | 11 179                            | -                                   | -                          | 55 006                         | 889                     |
| Uruguay                            | 2016        | 2                       | -                                   | -                           | -                                 | -                                   | -                          | -                              | -                       |
|                                    | 2019        | 5                       | -                                   | -                           | -                                 | -                                   | -                          | -                              | -                       |
| Venezuela (Bolivarian Republic of) | 2015        | 203 824                 | -                                   | -                           | 19 318                            | -                                   | -                          | 10 411                         | 10 666                  |
|                                    | 2016        | 2 018                   | -                                   | -                           | 2 948                             | 75                                  | -                          | 18 726                         | 1 982                   |
|                                    | 2017        | 28 400                  | -                                   | -                           | 21 108                            | 249                                 | -                          | 15 331                         | 25                      |
|                                    | 2018        | 34 639                  | -                                   | 3                           | 17 324                            | 0                                   | -                          | 16 009                         | 5 502                   |
|                                    | 2019        | 7 410                   | -                                   | -                           | 4 125                             | 7                                   | -                          | 36 440                         | 1 130                   |

| Country or territory            | Year        | Acetone (litres) | Anthranilic acid (kilograms) | Ethyl ether (litres) | Hydrochloric acid (litres) | Methyl ethyl ketone (litres) | Piperidine (litres) | Sulphuric acid (litres) | Toluene (litres) |
|---------------------------------|-------------|------------------|------------------------------|----------------------|----------------------------|------------------------------|---------------------|-------------------------|------------------|
| <b>Regional total</b>           | <b>2015</b> | <b>927 924</b>   | <b>0</b>                     | <b>24 391</b>        | <b>675 116</b>             | <b>198</b>                   | <b>0</b>            | <b>686 659</b>          | <b>138 525</b>   |
|                                 | <b>2016</b> | <b>1 116 399</b> | <b>0</b>                     | <b>15 509</b>        | <b>340 881</b>             | <b>28 783</b>                | <b>0</b>            | <b>648 708</b>          | <b>386 683</b>   |
|                                 | <b>2017</b> | <b>1 147 538</b> | <b>0</b>                     | <b>31</b>            | <b>139 230</b>             | <b>18 559</b>                | <b>0</b>            | <b>473 745</b>          | <b>108 338</b>   |
|                                 | <b>2018</b> | <b>1 641 091</b> | <b>0</b>                     | <b>9 441</b>         | <b>217 432</b>             | <b>15 261</b>                | <b>0</b>            | <b>722 268</b>          | <b>228 843</b>   |
|                                 | <b>2019</b> | <b>1 671 243</b> | <b>3</b>                     | <b>1 957</b>         | <b>105 195</b>             | <b>31 321</b>                | <b>0</b>            | <b>675 596</b>          | <b>360 660</b>   |
| <b>ASIA</b>                     |             |                  |                              |                      |                            |                              |                     |                         |                  |
| <b>EAST AND SOUTH-EAST ASIA</b> |             |                  |                              |                      |                            |                              |                     |                         |                  |
| China <sup>a</sup>              | 2015        | 9 768            | 9 575                        | 909                  | 565 575                    | 727                          | -                   | 177 115                 | 91 804           |
|                                 | 2016        | 32 658           | 2                            | 1 412                | 483 284                    | -                            | -                   | 75 212                  | 188 454          |
|                                 | 2018        | -                | -                            | 12 204               | 2 280 230                  | 1 906                        | -                   | 314 292                 | 361 954          |
| China, Hong Kong SAR            | 2016        | 3                | -                            | -                    | -                          | -                            | -                   | -                       | -                |
|                                 | 2019        | 6                | -                            | -                    | 0                          | -                            | -                   | -                       | -                |
| Indonesia                       | 2015        | 20               | -                            | -                    | 29                         | -                            | -                   | 63                      | 19               |
|                                 | 2016        | 11               | -                            | -                    | 30                         | -                            | -                   | 14                      | 6                |
|                                 | 2017        | 5                | -                            | -                    | 0                          | -                            | -                   | 0                       | 0                |
|                                 | 2019        | 1                | -                            | -                    | -                          | -                            | -                   | -                       | -                |
| Malaysia                        | 2015        | 194              | -                            | 3                    | 283                        | -                            | -                   | -                       | 513              |
|                                 | 2016        | -                | -                            | 3                    | 74                         | -                            | -                   | -                       | 875              |
|                                 | 2017        | 173              | -                            | 5                    | 215                        | -                            | -                   | -                       | -                |
|                                 | 2018        | 792              | -                            | 14                   | 179                        | -                            | -                   | -                       | 835              |
|                                 | 2019        | 200              | -                            | -                    | 42                         | -                            | -                   | -                       | 35               |
| Myanmar                         | 2016        | 1 238            | -                            | 250                  | 3 495                      | -                            | -                   | 28 476                  | -                |
|                                 | 2017        | -                | -                            | -                    | 106 720                    | -                            | -                   | 11 035                  | -                |
|                                 | 2018        | 71 540           | 2 100                        | 203 794              | 181 657                    | 7 860                        | -                   | 62 135                  | 4 602            |
|                                 | 2019        | 2 620            | -                            | 26 674               | -                          | -                            | -                   | 77 883                  | 16 680           |
| Philippines                     | 2015        | 217              | -                            | -                    | 283                        | -                            | -                   | 5                       | 1 293            |
|                                 | 2016        | 221              | -                            | -                    | 200                        | -                            | -                   | 2                       | 55               |
|                                 | 2017        | -                | -                            | -                    | 46                         | 0                            | -                   | 23                      | 514              |
|                                 | 2018        | 2 389            | -                            | -                    | 1 097                      | -                            | -                   | 5                       | 2                |
|                                 | 2019        | 27               | -                            | -                    | 5                          | 2                            | -                   | 0                       | 102              |
| Republic of Korea               | 2019        | 4                | -                            | -                    | -                          | -                            | -                   | -                       | 2                |
| Singapore                       | 2016        | 0                | -                            | -                    | -                          | 2                            | -                   | -                       | -                |



| <i>Country or territory</i> | <i>Year</i> | <i>Acetone (litres)</i> | <i>Anthranilic acid (kilograms)</i> | <i>Ethyl ether (litres)</i> | <i>Hydrochloric acid (litres)</i> | <i>Methyl ethyl ketone (litres)</i> | <i>Piperidine (litres)</i> | <i>Sulphuric acid (litres)</i> | <i>Toluene (litres)</i> |
|-----------------------------|-------------|-------------------------|-------------------------------------|-----------------------------|-----------------------------------|-------------------------------------|----------------------------|--------------------------------|-------------------------|
| Thailand                    | 2019        | -                       | -                                   | -                           | 13 286                            | -                                   | -                          | -                              | -                       |
| Viet Nam                    | 2019        | 2 637                   | -                                   | -                           | 737                               | -                                   | -                          | 1 745                          | 2,200                   |
| <b>Regional total</b>       | <b>2015</b> | <b>10 199</b>           | <b>9 575</b>                        | <b>911</b>                  | <b>566 170</b>                    | <b>727</b>                          | <b>0</b>                   | <b>177 183</b>                 | <b>93 629</b>           |
|                             | <b>2016</b> | <b>34 131</b>           | <b>2</b>                            | <b>1 665</b>                | <b>487 083</b>                    | <b>2</b>                            | <b>0</b>                   | <b>103 705</b>                 | <b>189 390</b>          |
|                             | <b>2017</b> | <b>177</b>              | <b>0</b>                            | <b>5</b>                    | <b>106 981</b>                    | <b>0</b>                            | <b>0</b>                   | <b>11 058</b>                  | <b>514</b>              |
|                             | <b>2018</b> | <b>74 720</b>           | <b>2 100</b>                        | <b>216 012</b>              | <b>2 463 163</b>                  | <b>9 766</b>                        | <b>0</b>                   | <b>376 432</b>                 | <b>367 393</b>          |
|                             | <b>2019</b> | <b>5 495</b>            | <b>0</b>                            | <b>26 674</b>               | <b>14 071</b>                     | <b>2</b>                            | <b>0</b>                   | <b>79 628</b>                  | <b>19 018</b>           |
| <b>SOUTH ASIA</b>           |             |                         |                                     |                             |                                   |                                     |                            |                                |                         |
| India                       | 2015        | -                       | -                                   | -                           | -                                 | 32                                  | -                          | -                              | -                       |
|                             | 2018        | -                       | -                                   | -                           | -                                 | -                                   | -                          | -                              | 83                      |
|                             | 2019        | 198                     | -                                   | -                           | -                                 | -                                   | -                          | -                              | -                       |
| <b>Regional total</b>       | <b>2015</b> | <b>0</b>                | <b>0</b>                            | <b>0</b>                    | <b>0</b>                          | <b>32</b>                           | <b>0</b>                   | <b>0</b>                       | <b>0</b>                |
|                             | <b>2016</b> | <b>0</b>                | <b>0</b>                            | <b>0</b>                    | <b>0</b>                          | <b>0</b>                            | <b>0</b>                   | <b>0</b>                       | <b>0</b>                |
|                             | <b>2017</b> | <b>0</b>                | <b>0</b>                            | <b>0</b>                    | <b>0</b>                          | <b>0</b>                            | <b>0</b>                   | <b>0</b>                       | <b>0</b>                |
|                             | <b>2018</b> | <b>0</b>                | <b>0</b>                            | <b>0</b>                    | <b>0</b>                          | <b>0</b>                            | <b>0</b>                   | <b>0</b>                       | <b>83</b>               |
|                             | <b>2019</b> | <b>198</b>              | <b>0</b>                            | <b>0</b>                    | <b>0</b>                          | <b>0</b>                            | <b>0</b>                   | <b>0</b>                       | <b>0</b>                |
| <b>WEST ASIA</b>            |             |                         |                                     |                             |                                   |                                     |                            |                                |                         |
| Afghanistan                 | 2015        | -                       | -                                   | -                           | -                                 | -                                   | -                          | 15 900                         | 363                     |
|                             | 2016        | 502                     | -                                   | -                           | 269                               | -                                   | -                          | 48                             | 450                     |
|                             | 2017        | -                       | -                                   | -                           | 2 260                             | -                                   | -                          | -                              | -                       |
|                             | 2018        | 20 146                  | -                                   | -                           | 1 313                             | -                                   | -                          | 122                            | 72 185                  |
|                             | 2019        | 2 208                   | -                                   | -                           | 11 170                            | -                                   | -                          | 45 000                         | -                       |
| Armenia                     | 2015        | Ø                       | -                                   | -                           | Ø                                 | -                                   | -                          | Ø                              | Ø                       |
|                             | 2016        | Ø                       | -                                   | -                           | Ø                                 | -                                   | -                          | -                              | -                       |
|                             | 2017        | -                       | -                                   | -                           | Ø                                 | -                                   | -                          | Ø                              | -                       |
|                             | 2018        | Ø                       | -                                   | -                           | Ø                                 | -                                   | -                          | Ø                              | -                       |
| Georgia                     | 2019        | -                       | -                                   | -                           | 1                                 | -                                   | -                          | -                              | -                       |
| Iran (Islamic Republic of)  | 2018        | -                       | -                                   | -                           | -                                 | 248                                 | -                          | -                              | -                       |
| Jordan                      | 2016        | -                       | -                                   | 7 500                       | 15                                | -                                   | -                          | 30                             | -                       |
|                             | 2018        | -                       | -                                   | 619                         | 12 124                            | -                                   | -                          | 1 368                          | -                       |

| <i>Country or territory</i> | <i>Year</i> | <i>Acetone (litres)</i> | <i>Anthranilic acid (kilograms)</i> | <i>Ethyl ether (litres)</i> | <i>Hydrochloric acid (litres)</i> | <i>Methyl ethyl ketone (litres)</i> | <i>Piperidine (litres)</i> | <i>Sulphuric acid (litres)</i> | <i>Toluene (litres)</i> |
|-----------------------------|-------------|-------------------------|-------------------------------------|-----------------------------|-----------------------------------|-------------------------------------|----------------------------|--------------------------------|-------------------------|
| Kazakhstan                  | 2016        | -                       | -                                   | -                           | 1                                 | -                                   | -                          | 6                              | -                       |
|                             | 2017        | 0                       | -                                   | -                           | 1                                 | -                                   | -                          | 4                              | -                       |
|                             | 2018        | -                       | -                                   | -                           | -                                 | -                                   | -                          | 9                              | -                       |
|                             | 2019        | 175                     | -                                   | -                           | 117                               | -                                   | -                          | 0                              | -                       |
| Kyrgyzstan                  | 2015        | -                       | -                                   | -                           | 404                               | -                                   | -                          | 8 144                          | -                       |
|                             | 2016        | -                       | -                                   | -                           | 11                                | -                                   | -                          | 1 926                          | -                       |
|                             | 2018        | -                       | -                                   | -                           | 1 342                             | -                                   | -                          | 876                            | -                       |
|                             | 2019        | -                       | -                                   | -                           | 1 266                             | -                                   | -                          | 516                            | -                       |
| Lebanon                     | 2016        | -                       | -                                   | 240                         | 1                                 | -                                   | -                          | -                              | -                       |
|                             | 2017        | -                       | -                                   | 10                          | -                                 | -                                   | -                          | -                              | -                       |
|                             | 2018        | 10                      | -                                   | 22                          | -                                 | -                                   | -                          | -                              | -                       |
|                             | 2019        | 1                       | -                                   | 0                           | -                                 | -                                   | -                          | -                              | -                       |
| Pakistan                    | 2015        | -                       | -                                   | -                           | 30                                | -                                   | -                          | -                              | -                       |
|                             | 2016        | -                       | -                                   | -                           | -                                 | -                                   | -                          | 2 835                          | -                       |
|                             | 2017        | 975                     | -                                   | -                           | 4 130                             | 130                                 | -                          | 50 595                         | 580                     |
|                             | 2018        | 8 819                   | -                                   | -                           | 1 737                             | -                                   | -                          | 20 586                         | 44                      |
|                             | 2019        | 20 173                  | -                                   | -                           | 2 931                             | -                                   | -                          | 6 300                          | -                       |
| Tajikistan                  | 2016        | -                       | -                                   | -                           | -                                 | -                                   | -                          | 20 064                         | -                       |
|                             | 2017        | -                       | -                                   | -                           | -                                 | -                                   | -                          | 300                            | -                       |
|                             | 2018        | -                       | -                                   | -                           | -                                 | -                                   | -                          | 17                             | -                       |
|                             | 2019        | -                       | -                                   | -                           | 4                                 | -                                   | -                          | -                              | -                       |
| United Arab Emirates        | 2018        | -                       | -                                   | -                           | 5 250                             | -                                   | -                          | 540                            | 40                      |
| Uzbekistan                  | 2015        | 10 500                  | -                                   | -                           | -                                 | -                                   | -                          | 7 800                          | -                       |
|                             | 2016        | 2                       | -                                   | -                           | -                                 | -                                   | -                          | -                              | -                       |
|                             | 2017        | 23                      | -                                   | -                           | -                                 | -                                   | -                          | -                              | -                       |
|                             | 2019        | -                       | -                                   | -                           | 30                                | -                                   | -                          | -                              | -                       |
| <b>Regional total</b>       | <b>2015</b> | <b>10 500</b>           | <b>0</b>                            | <b>0</b>                    | <b>435</b>                        | <b>0</b>                            | <b>0</b>                   | <b>31 844</b>                  | <b>363</b>              |
|                             | <b>2016</b> | <b>504</b>              | <b>0</b>                            | <b>7 740</b>                | <b>297</b>                        | <b>0</b>                            | <b>0</b>                   | <b>24 909</b>                  | <b>450</b>              |
|                             | <b>2017</b> | <b>999</b>              | <b>0</b>                            | <b>10</b>                   | <b>6 391</b>                      | <b>130</b>                          | <b>0</b>                   | <b>50 898</b>                  | <b>580</b>              |
|                             | <b>2018</b> | <b>28 975</b>           | <b>0</b>                            | <b>641</b>                  | <b>21 765</b>                     | <b>248</b>                          | <b>0</b>                   | <b>23 519</b>                  | <b>72 269</b>           |
|                             | <b>2019</b> | <b>22 557</b>           | <b>0</b>                            | <b>0</b>                    | <b>15 520</b>                     | <b>0</b>                            | <b>0</b>                   | <b>51 816</b>                  | <b>0</b>                |

| <i>Country or territory</i>                     | <i>Year</i> | <i>Acetone (litres)</i> | <i>Anthranilic acid (kilograms)</i> | <i>Ethyl ether (litres)</i> | <i>Hydrochloric acid (litres)</i> | <i>Methyl ethyl ketone (litres)</i> | <i>Piperidine (litres)</i> | <i>Sulphuric acid (litres)</i> | <i>Toluene (litres)</i> |
|---|-------------|-------------------------|-------------------------------------|-----------------------------|-----------------------------------|-------------------------------------|----------------------------|--------------------------------|-------------------------|
| <b>EUROPE</b>                                   |             |                         |                                     |                             |                                   |                                     |                            |                                |                         |
| <b>STATES NOT MEMBERS OF THE EUROPEAN UNION</b> |             |                         |                                     |                             |                                   |                                     |                            |                                |                         |
| Bosnia and Herzegovina                          | 2018        | 0                       | -                                   | -                           | -                                 | -                                   | -                          | 3                              | -                       |
|   | 2019        | -                       | -                                   | -                           | -                                 | -                                   | -                          | 4                              | -                       |
| Belarus   | 2015        | 2 931                   | -                                   | -                           | 16 329                            | -                                   | -                          | -                              | 1 104                   |
|   | 2016        | -                       | -                                   | -                           | -                                 | -                                   | -                          | 2 180                          | -                       |
|   | 2017        | -                       | -                                   | -                           | -                                 | 23 824                              | -                          | -                              | -                       |
| Republic of Moldova                             | 2015        | -                       | -                                   | -                           | 2                                 | -                                   | -                          | 0                              | -                       |
|   | 2017        | -                       | -                                   | -                           | 0                                 | -                                   | -                          | -                              | -                       |
| Norway  | 2015        | -                       | -                                   | -                           | -                                 | -                                   | -                          | -                              | 0                       |
|   | 2018        | 2                       | -                                   | -                           | -                                 | -                                   | -                          | 6                              | 3                       |
| Russian Federation                              | 2015        | -                       | -                                   | -                           | 1                                 | -                                   | -                          | 14                             | -                       |
|   | 2017        | 17                      | -                                   | -                           | 143                               | -                                   | -                          | 4                              | -                       |
|   | 2018        | -                       | -                                   | -                           | 515                               | -                                   | -                          | -                              | -                       |
|   | 2019        | -                       | -                                   | -                           | 112                               | -                                   | -                          | 0                              | -                       |
| Ukraine   | 2015        | 4 275                   | -                                   | -                           | 182                               | -                                   | -                          | 35                             | 24 180                  |
|   | 2016        | 113                     | -                                   | -                           | 142                               | -                                   | -                          | 10                             | 12 097                  |
|   | 2017        | 92                      | -                                   | -                           | 354                               | -                                   | -                          | 1 220                          | 24                      |
|   | 2018        | 18 399                  | -                                   | -                           | 469                               | -                                   | -                          | 9 079                          | 23                      |
|   | 2019        | 3 222                   | -                                   | -                           | 174                               | 25                                  | -                          | 200                            | 1 847                   |
| <b>Regional total</b>                           | <b>2015</b> | <b>7 206</b>            | <b>0</b>                            | <b>0</b>                    | <b>16 514</b>                     | <b>0</b>                            | <b>0</b>                   | <b>49</b>                      | <b>25 284</b>           |
|   | <b>2016</b> | <b>113</b>              | <b>0</b>                            | <b>0</b>                    | <b>142</b>                        | <b>0</b>                            | <b>0</b>                   | <b>2 189</b>                   | <b>12 097</b>           |
|   | <b>2017</b> | <b>109</b>              | <b>0</b>                            | <b>0</b>                    | <b>497</b>                        | <b>23 824</b>                       | <b>0</b>                   | <b>1 224</b>                   | <b>24</b>               |
|   | <b>2018</b> | <b>18 401</b>           | <b>0</b>                            | <b>0</b>                    | <b>984</b>                        | <b>0</b>                            | <b>0</b>                   | <b>9 088</b>                   | <b>26</b>               |
|   | <b>2019</b> | <b>3 222</b>            | <b>0</b>                            | <b>0</b>                    | <b>285</b>                        | <b>25</b>                           | <b>0</b>                   | <b>204</b>                     | <b>1 847</b>            |

#### STATES MEMBERS OF THE EUROPEAN UNION

|         |      |   |   |   |    |   |   |   |    |
|---------|------|---|---|---|----|---|---|---|----|
| Austria | 2015 | 7 | - | - | 9  | - | - | 5 | 4  |
|         | 2016 | 1 | - | - | 1  | - | - | 0 | 4  |
|         | 2017 | 1 | - | - | 12 | - | - | 0 | 4  |
|         | 2018 | 1 | - | 1 | 2  | - | - | 2 | 12 |
|         | 2019 | 2 | - | - | 2  | - | - | 5 | 3  |

| <i>Country or territory</i> | <i>Year</i> | <i>Acetone (litres)</i> | <i>Anthranilic acid (kilograms)</i> | <i>Ethyl ether (litres)</i> | <i>Hydrochloric acid (litres)</i> | <i>Methyl ethyl ketone (litres)</i> | <i>Piperidine (litres)</i> | <i>Sulphuric acid (litres)</i> | <i>Toluene (litres)</i> |
|-----------------------------|-------------|-------------------------|-------------------------------------|-----------------------------|-----------------------------------|-------------------------------------|----------------------------|--------------------------------|-------------------------|
| Czechia <sup>b</sup>        | 2016        | -                       | -                                   | -                           | 5                                 | -                                   | -                          | 222                            | 9                       |
|                             | 2017        | 159                     | -                                   | -                           | 346                               | -                                   | -                          | -                              | 3 943                   |
|                             | 2018        | 305                     | -                                   | -                           | 247                               | -                                   | -                          | -                              | 904                     |
|                             | 2019        | 23                      | -                                   | -                           | 80                                | -                                   | -                          | -                              | 380                     |
| Estonia                     | 2015        | -                       | -                                   | -                           | 0                                 | -                                   | -                          | 0                              | -                       |
|                             | 2016        | 0                       | -                                   | -                           | 0                                 | -                                   | -                          | 1                              | -                       |
|                             | 2017        | 3                       | -                                   | -                           | 0                                 | -                                   | -                          | -                              | -                       |
|                             | 2018        | 7                       | -                                   | -                           | 1                                 | -                                   | -                          | 32                             | -                       |
|                             | 2019        | 11                      | -                                   | -                           | 13                                | -                                   | -                          | 4                              | -                       |
| Germany                     | 2015        | 18                      | -                                   | -                           | 6                                 | -                                   | -                          | 32                             | 2                       |
|                             | 2016        | 20                      | -                                   | -                           | 11                                | -                                   | -                          | 4                              | -                       |
|                             | 2018        | 3 249                   | -                                   | -                           | 3 097                             | 10                                  | -                          | 2 122                          | 169                     |
|                             | 2019        | 6 323                   | -                                   | 0                           | 3                                 | 16 942                              | -                          | 5 951                          | -                       |
| Hungary                     | 2015        | 26                      | -                                   | -                           | -                                 | -                                   | -                          | -                              | 23                      |
|                             | 2016        | 2                       | -                                   | -                           | -                                 | -                                   | -                          | -                              | -                       |
|                             | 2017        | 17                      | -                                   | 1                           | -                                 | -                                   | -                          | 3                              | 1                       |
|                             | 2018        | 7                       | -                                   | -                           | 8                                 | -                                   | -                          | 3                              | 13                      |
|                             | 2019        | 9                       | -                                   | -                           | 5                                 | 210                                 | -                          | 5                              | -                       |
| Italy                       | 2017        | -                       | -                                   | -                           | -                                 | -                                   | -                          | -                              | 110                     |
|                             | 2018        | 13                      | -                                   | -                           | -                                 | 497                                 | -                          | 15                             | 4 252                   |
|                             | 2019        | 6 243                   | -                                   | -                           | -                                 | -                                   | -                          | -                              | -                       |
| Latvia                      | 2018        | 468                     | -                                   | 136                         | 68                                | -                                   | -                          | 0                              | -                       |
|                             | 2019        | 35                      | -                                   | -                           | 118                               | -                                   | -                          | 218                            | 23                      |
| Lithuania                   | 2015        | -                       | -                                   | 2                           | -                                 | -                                   | -                          | -                              | -                       |
| Netherlands                 | 2015        | 20 887                  | -                                   | 812                         | 20 266                            | 409                                 | -                          | 28 265                         | 465                     |
|                             | 2016        | 28 074                  | -                                   | 145                         | 40 935                            | -                                   | -                          | 8 748                          | 1 098                   |
|                             | 2017        | 9 272                   | -                                   | 140                         | 29 013                            | 2 858                               | -                          | 4 433                          | 25                      |
|                             | 2018        | 21 226                  | -                                   | 45                          | 36 066                            | 6 602                               | -                          | 8 386                          | 1 310                   |
|                             | 2019        | 11 207                  | -                                   | 60                          | 28 861                            | 4 570                               | -                          | 28 892                         | 3 927                   |
| Poland                      | 2015        | -                       | -                                   | -                           | 121                               | -                                   | -                          | 57                             | 7                       |
|                             | 2016        | 8                       | -                                   | -                           | 104                               | -                                   | -                          | 440                            | 23                      |
|                             | 2017        | 315                     | -                                   | -                           | 157                               | -                                   | -                          | 57                             | 147                     |
|                             | 2018        | 8 031                   | -                                   | 9                           | -                                 | -                                   | -                          | 88 508                         | 158                     |
|                             | 2019        | 450                     | -                                   | -                           | 243                               | -                                   | -                          | 11                             | 570                     |

| <i>Country or territory</i>                                       | <i>Year</i> | <i>Acetone (litres)</i> | <i>Anthranilic acid (kilograms)</i> | <i>Ethyl ether (litres)</i> | <i>Hydrochloric acid (litres)</i> | <i>Methyl ethyl ketone (litres)</i> | <i>Piperidine (litres)</i> | <i>Sulphuric acid (litres)</i> | <i>Toluene (litres)</i> |
|---|-------------|-------------------------|-------------------------------------|-----------------------------|-----------------------------------|-------------------------------------|----------------------------|--------------------------------|-------------------------|
| Portugal  | 2015        | 64                      | -                                   | 5                           | 9                                 | -                                   | -                          | -                              | -                       |
|   | 2016        | -                       | -                                   | -                           | 0                                 | -                                   | -                          | -                              | -                       |
|   | 2017        | 3                       | -                                   | -                           | 1                                 | -                                   | -                          | -                              | -                       |
|   | 2018        | -                       | -                                   | -                           | -                                 | 18 713                              | -                          | -                              | -                       |
|   | 2019        | 0                       | -                                   | -                           | 0                                 | -                                   | -                          | -                              | -                       |
| Romania   | 2016        | 4                       | -                                   | -                           | -                                 | -                                   | -                          | -                              | -                       |
|   | 2017        | 0                       | -                                   | -                           | -                                 | -                                   | -                          | -                              | -                       |
|   | 2018        | 0                       | -                                   | -                           | -                                 | -                                   | -                          | -                              | -                       |
|   | 2019        | 1                       | -                                   | -                           | -                                 | -                                   | -                          | -                              | -                       |
| Slovakia  | 2015        | -                       | -                                   | -                           | 1                                 | -                                   | -                          | -                              | 43                      |
|   | 2016        | -                       | -                                   | -                           | 4                                 | -                                   | -                          | -                              | 83                      |
|   | 2017        | -                       | -                                   | -                           | 61                                | -                                   | -                          | -                              | 19                      |
|   | 2018        | -                       | -                                   | -                           | 6                                 | -                                   | -                          | 0                              | 53                      |
|   | 2019        | 2                       | -                                   | -                           | 8                                 | -                                   | -                          | 0                              | 45                      |
| Spain   | 2015        | 941                     | -                                   | 78                          | 4 412                             | 1 061                               | -                          | 444                            | 1                       |
|   | 2016        | 1 610                   | -                                   | 133                         | 1 077                             | 101                                 | -                          | 569                            | -                       |
|   | 2017        | 49                      | -                                   | 54                          | 28                                | 1 585                               | 0                          | 124                            | 466                     |
|   | 2018        | 30 615                  | -                                   | 83                          | 12 533                            | 2 913                               | -                          | 8 480                          | 13                      |
|   | 2019        | 314 125                 | 0                                   | 17                          | 41                                | 39                                  | -                          | 106                            | 50                      |
| Sweden  | 2016        | 10                      | -                                   | -                           | -                                 | -                                   | -                          | -                              | -                       |
| United Kingdom of Great Britain and Northern Ireland <sup>c</sup> | 2016        | -                       | 0                                   | -                           | -                                 | -                                   | -                          | -                              | -                       |
|   | 2017        | -                       | -                                   | 42                          | -                                 | 3                                   | -                          | -                              | -                       |
| <b>Regional total</b>   | <b>2015</b> | <b>21 943</b>           | <b>0</b>                            | <b>897</b>                  | <b>24 824</b>                     | <b>1 470</b>                        | <b>0</b>                   | <b>28 803</b>                  | <b>5 459</b>            |
|   | <b>2016</b> | <b>29 729</b>           | <b>0</b>                            | <b>278</b>                  | <b>42 137</b>                     | <b>101</b>                          | <b>0</b>                   | <b>9 984</b>                   | <b>1 217</b>            |
|   | <b>2017</b> | <b>9 819</b>            | <b>0</b>                            | <b>237</b>                  | <b>29 618</b>                     | <b>4 446</b>                        | <b>0</b>                   | <b>4 617</b>                   | <b>4 715</b>            |
|   | <b>2018</b> | <b>63 922</b>           | <b>0</b>                            | <b>273</b>                  | <b>52 028</b>                     | <b>28 735</b>                       | <b>0</b>                   | <b>107 548</b>                 | <b>6 884</b>            |
|   | <b>2019</b> | <b>338 431</b>          | <b>0</b>                            | <b>77</b>                   | <b>29 374</b>                     | <b>21 761</b>                       | <b>0</b>                   | <b>35 192</b>                  | <b>4 998</b>            |

| <i>Country or territory</i> | <i>Year</i> | <i>Acetone (litres)</i> | <i>Anthranilic acid (kilograms)</i> | <i>Ethyl ether (litres)</i> | <i>Hydrochloric acid (litres)</i> | <i>Methyl ethyl ketone (litres)</i> | <i>Piperidine (litres)</i> | <i>Sulphuric acid (litres)</i> | <i>Toluene (litres)</i> |
|-----------------------------|-------------|-------------------------|-------------------------------------|-----------------------------|-----------------------------------|-------------------------------------|----------------------------|--------------------------------|-------------------------|
| <b>OCEANIA</b>              |             |                         |                                     |                             |                                   |                                     |                            |                                |                         |
| Australia                   | 2015        | -                       | 2                                   | -                           | -                                 | -                                   | -                          | -                              | -                       |
|                             | 2016        | -                       | 1                                   | -                           | -                                 | -                                   | 0                          | -                              | -                       |
|                             | 2017        | -                       | 0                                   | -                           | -                                 | -                                   | 0                          | -                              | -                       |
| New Zealand                 | 2015        | 45                      | -                                   | -                           | 313                               | -                                   | -                          | 46                             | 140                     |
|                             | 2016        | 71                      | -                                   | -                           | 167                               | -                                   | -                          | 6                              | 77                      |
|                             | 2017        | 117                     | -                                   | -                           | 118                               | -                                   | -                          | 32                             | 27                      |
|                             | 2018        | 37                      | -                                   | -                           | 144                               | -                                   | -                          | 0                              | 19                      |
|                             | 2019        | 18                      | -                                   | -                           | 21                                | -                                   | -                          | -                              | -                       |
| <b>Regional total</b>       | <b>2015</b> | <b>45</b>               | <b>2</b>                            | <b>0</b>                    | <b>313</b>                        | <b>0</b>                            | <b>0</b>                   | <b>46</b>                      | <b>140</b>              |
|                             | <b>2016</b> | <b>71</b>               | <b>1</b>                            | <b>0</b>                    | <b>167</b>                        | <b>0</b>                            | <b>0</b>                   | <b>6</b>                       | <b>77</b>               |
|                             | <b>2017</b> | <b>117</b>              | <b>1</b>                            | <b>0</b>                    | <b>118</b>                        | <b>0</b>                            | <b>0</b>                   | <b>32</b>                      | <b>27</b>               |
|                             | <b>2018</b> | <b>37</b>               | <b>0</b>                            | <b>0</b>                    | <b>144</b>                        | <b>0</b>                            | <b>0</b>                   | <b>0</b>                       | <b>19</b>               |
|                             | <b>2019</b> | <b>18</b>               | <b>0</b>                            | <b>0</b>                    | <b>21</b>                         | <b>0</b>                            | <b>0</b>                   | <b>0</b>                       | <b>0</b>                |
| <b>World total</b>          | <b>2015</b> | <b>989 699</b>          | <b>9 575</b>                        | <b>26 367</b>               | <b>1 472 640</b>                  | <b>2 597</b>                        | <b>0</b>                   | <b>930 290</b>                 | <b>151 419</b>          |
|                             | <b>2016</b> | <b>1 316 921</b>        | <b>2</b>                            | <b>26 644</b>               | <b>986 119</b>                    | <b>30 347</b>                       | <b>0</b>                   | <b>810 858</b>                 | <b>690 637</b>          |
|                             | <b>2017</b> | <b>1 184 850</b>        | <b>1</b>                            | <b>1 084</b>                | <b>364 871</b>                    | <b>47 023</b>                       | <b>121</b>                 | <b>544 865</b>                 | <b>207 423</b>          |
|                             | <b>2018</b> | <b>1 833 841</b>        | <b>2 100</b>                        | <b>226 393</b>              | <b>2 770 364</b>                  | <b>54 010</b>                       | <b>0</b>                   | <b>1 247 556</b>               | <b>690 153</b>          |
|                             | <b>2019</b> | <b>2 051 399</b>        | <b>3</b>                            | <b>28 711</b>               | <b>207 619</b>                    | <b>60 568</b>                       | <b>552</b>                 | <b>844 854</b>                 | <b>421 542</b>          |

<sup>a</sup>For statistical purposes, the data for China do not include those for Hong Kong, China, and Macao, China.

<sup>b</sup>Since 17 May 2016, "Czechia" has replaced "Czech Republic" as the short name used in the United Nations.

<sup>c</sup>The United Kingdom has left the European Union and is in a transition period until the end of 2020.



| Country or territory                  | 2015  |                          | 2016  |                          | 2017  |                          | 2018  |                          | 2019  |                          |
|---------------------------------------|-------|--------------------------|-------|--------------------------|-------|--------------------------|-------|--------------------------|-------|--------------------------|
|                                       | Trade | Uses and/or requirements | Trade | Uses and/or requirements | Trade | Uses and/or requirements | Trade | Uses and/or requirements | Trade | Uses and/or requirements |
| Bolivia (Plurinational State of)      | X     | X                        | X     | X                        | X     | X                        | X     | X                        |       |                          |
| Bosnia and Herzegovina                | X     | X                        | X     | X                        | X     | X                        | X     | X                        | X     | X                        |
| Botswana                              |       |                          |       |                          | X     |                          |       |                          |       |                          |
| Brazil                                | X     | X                        | X     | X                        | X     | X                        | X     | X                        | X     | X                        |
| British Virgin Islands                |       |                          |       |                          |       |                          |       |                          |       |                          |
| Brunei Darussalam                     | X     | X                        | X     | X                        | X     | X                        | X     | X                        | X     | X                        |
| Bulgaria <sup>a</sup>                 | X     | X                        | X     | X                        | X     | X                        | X     | X                        | X     | X                        |
| Burkina Faso                          |       |                          |       |                          |       |                          |       |                          |       |                          |
| Burundi                               | X     | X                        |       |                          |       |                          |       |                          |       | X                        |
| Cabo Verde                            | X     | X                        | X     | X                        | X     | X                        | X     | X                        |       |                          |
| Cambodia                              |       |                          |       |                          |       |                          |       |                          |       |                          |
| Cameroon                              |       |                          |       |                          |       |                          |       |                          | X     |                          |
| Canada                                | X     | X                        | X     | X                        | X     | X                        | X     | X                        | X     | X                        |
| Cayman Islands                        |       |                          |       |                          |       |                          |       |                          |       |                          |
| Central African Republic              |       |                          |       |                          |       |                          |       |                          |       |                          |
| Chad                                  |       |                          |       |                          |       |                          |       |                          |       |                          |
| Chile                                 | X     | X                        | X     | X                        | X     | X                        | X     | X                        | X     | X                        |
| China                                 | X     |                          | X     | X                        |       |                          | X     | X                        |       |                          |
| China, Hong Kong SAR                  |       |                          | X     | X                        |       |                          | X     | X                        | X     | X                        |
| China, Macao SAR                      | X     | X                        |       |                          |       |                          | X     | X                        |       |                          |
| Christmas Island                      | X     | X                        |       |                          |       |                          |       |                          |       |                          |
| Cocos (Keeling) Islands               | X     | X                        |       |                          |       |                          |       |                          |       |                          |
| Colombia                              | X     | X                        | X     | X                        | X     | X                        | X     | X                        | X     | X                        |
| Comoros                               |       |                          |       |                          |       |                          |       |                          |       |                          |
| Congo                                 |       |                          |       |                          |       |                          |       |                          |       |                          |
| Cook Islands                          |       |                          |       |                          |       |                          |       |                          |       |                          |
| Costa Rica                            | X     | X                        | X     | X                        | X     | X                        | X     | X                        | X     | X                        |
| Côte d'Ivoire                         |       |                          | X     | X                        |       |                          |       |                          |       |                          |
| Croatia <sup>a</sup>                  | X     | X                        | X     | X                        | X     | X                        | X     | X                        | X     | X                        |
| Cuba                                  |       | X                        |       |                          |       |                          |       |                          |       |                          |
| Curaçao                               | X     | X                        | X     | X                        | X     | X                        |       |                          |       |                          |
| Cyprus                                | X     | X                        | X     | X                        | X     | X                        | X     | X                        | X     | X                        |
| Czechia <sup>a,b</sup>                | X     | X                        | X     | X                        | X     | X                        | X     | X                        | X     | X                        |
| Democratic People's Republic of Korea |       | X                        |       | X                        | X     | X                        |       | X                        |       |                          |
| Democratic Republic of the Congo      | X     |                          | X     | X                        | X     |                          | X     | X                        | X     | X                        |









| Country or territory  | 2015  |                          | 2016  |                          | 2017  |                          | 2018  |                          | 2019  |                          |
|---|-------|--------------------------|-------|--------------------------|-------|--------------------------|-------|--------------------------|-------|--------------------------|
|   | Trade | Uses and/or requirements | Trade | Uses and/or requirements | Trade | Uses and/or requirements | Trade | Uses and/or requirements | Trade | Uses and/or requirements |
| Slovenia <sup>a</sup>   | X     | X                        | X     | X                        | X     | X                        | X     | X                        | X     | X                        |
| Solomon Islands   |       |                          |       |                          |       |                          |       |                          |       |                          |
| Somalia   |       |                          |       |                          |       |                          |       |                          |       |                          |
| South Africa  | X     | X                        | X     | X                        | X     | X                        | X     | X                        | X     | X                        |
| South Sudan   |       |                          |       |                          | X     | X                        | X     | X                        |       |                          |
| Spain <sup>a</sup>  | X     | X                        | X     | X                        | X     | X                        | X     | X                        | X     |                          |
| Sri Lanka   | X     |                          | X     | X                        | X     | X                        | X     | X                        |       |                          |
| Sudan   | X     |                          | X     | X                        | X     | X                        | X     | X                        | X     | X                        |
| Suriname  |       |                          |       |                          |       |                          | X     | X                        |       |                          |
| Sweden <sup>a</sup>   | X     | X                        | X     | X                        | X     | X                        | X     | X                        | X     | X                        |
| Switzerland   | X     | X                        | X     | X                        | X     | X                        | X     | X                        | X     | X                        |
| Syrian Arab Republic  | X     |                          | X     |                          | X     | X                        | X     | X                        | X     |                          |
| Tajikistan  | X     | X                        | X     | X                        | X     | X                        | X     | X                        |       |                          |
| Thailand  | X     | X                        | X     | X                        | X     | X                        | X     | X                        | X     | X                        |
| Timor-Leste   |       |                          |       |                          |       |                          |       |                          | X     | X                        |
| Togo  |       |                          |       |                          |       |                          |       |                          |       |                          |
| Tonga   |       |                          |       |                          |       |                          |       |                          |       |                          |
| Trinidad and Tobago   | X     | X                        | X     | X                        | X     | X                        | X     | X                        | X     | X                        |
| <i>Tristan da Cunha</i>   |       |                          |       |                          |       |                          |       |                          |       |                          |
| Tunisia   | X     | X                        | X     | X                        | X     | X                        | X     | X                        | X     | X                        |
| Turkey  | X     | X                        | X     | X                        | X     | X                        | X     | X                        | X     | X                        |
| Turkmenistan  | X     | X                        | X     | X                        |       |                          |       |                          |       |                          |
| <i>Turks and Caicos Islands</i>                                   |       |                          |       |                          |       |                          |       |                          |       |                          |
| Tuvalu  |       |                          |       |                          |       |                          |       |                          |       |                          |
| Uganda  | X     |                          |       |                          |       |                          | X     | X                        | X     | X                        |
| Ukraine   | X     | X                        | X     | X                        | X     | X                        | X     | X                        | X     | X                        |
| United Arab Emirates  |       |                          | X     | X                        | X     | X                        | X     | X                        | X     |                          |
| United Kingdom of Great Britain and Northern Ireland <sup>b</sup> | X     | X                        | X     | X                        | X     | X                        | X     | X                        | X     |                          |
| United Republic of Tanzania                                       | X     | X                        | X     | X                        | X     | X                        | X     | X                        | X     | X                        |
| United States of America  | X     | X                        | X     | X                        | X     | X                        | X     | X                        | X     | X                        |
| Uruguay   | X     | X                        | X     | X                        | X     | X                        | X     | X                        | X     | X                        |
| Uzbekistan  | X     | X                        | X     | X                        | X     | X                        | X     | X                        | X     | X                        |
| Vanuatu   |       |                          |       |                          |       |                          |       |                          |       |                          |
| Venezuela (Bolivarian Republic of)                                | X     | X                        | X     | X                        | X     | X                        | X     | X                        |       | X                        |
| Viet Nam  | X     | X                        |       |                          |       |                          | X     | X                        | X     | X                        |

| Country or territory  | 2015       |                          | 2016       |                          | 2017       |                          | 2018       |                          | 2019       |                          |
|---|------------|--------------------------|------------|--------------------------|------------|--------------------------|------------|--------------------------|------------|--------------------------|
|   | Trade      | Uses and/or requirements | Trade      | Uses and/or requirements | Trade      | Uses and/or requirements | Trade      | Uses and/or requirements | Trade      | Uses and/or requirements |
| Wallis and Futuna Islands   |            |                          |            |                          |            |                          |            |                          |            |                          |
| Yemen   |            |                          |            |                          |            |                          | X          | X                        | X          |                          |
| Zambia  |            |                          |            |                          |            |                          |            |                          |            |                          |
| Zimbabwe  | X          | X                        | X          | X                        | X          | X                        |            |                          | X          | X                        |
| <b>Total number of Governments that submitted form D</b>            | <b>128</b> | <b>124</b>               | <b>124</b> | <b>120</b>               | <b>117</b> | <b>113</b>               | <b>117</b> | <b>111</b>               | <b>112</b> | <b>101</b>               |
| <b>Total number of Governments requested to provide information</b> | <b>213</b> | <b>213</b>               | <b>213</b> | <b>213</b>               | <b>213</b> | <b>213</b>               | <b>213</b> | <b>213</b>               | <b>213</b> | <b>213</b>               |

<sup>a</sup>State member of the European Union.

<sup>b</sup>Since 17 May 2016, "Czechia" has replaced "Czech Republic" as the short name used in the United Nations.

<sup>c</sup>Since 19 April 2018, "Eswatini" has replaced "Swaziland" as the short name used in the United Nations.

<sup>d</sup>The Government of Italy includes on form D licit trade data for the Holy See and San Marino.

<sup>e</sup>The Government of Switzerland includes on form D licit trade data for Liechtenstein.

<sup>f</sup>Since 14 February 2019, "North Macedonia" has replaced "the former Yugoslav Republic of Macedonia" as the short name used in the United Nations.

<sup>g</sup>Information was provided by Australia.

<sup>h</sup>The United Kingdom has left the European Union and is in a transition period until the end of 2020.

## Annex V

### Annual legitimate requirements for ephedrine, pseudoephedrine, 3,4-methylenedioxyphenyl-2-propanone and 1-phenyl-2-propanone; substances frequently used in the manufacture of amphetamine-type stimulants

1. In its resolution 49/3, entitled “Strengthening systems for the control of precursor chemicals used in the manufacture of synthetic drugs”, the Commission on Narcotic Drugs:

(a) Requested Member States to provide to the International Narcotics Control Board annual estimates of their legitimate requirements for 3,4-methylenedioxyphenyl-2-propanone (3,4-MDP-2-P), pseudoephedrine, ephedrine and 1-phenyl-2-propanone (P-2-P) and, to the extent possible, estimated requirements for imports of preparations containing those substances that could be easily used or recovered by readily applicable means;

(b) Requested the Board to provide those estimates to Member States in such a manner as to ensure that such information was used only for drug control purposes;

(c) Invited Member States to report to the Board on the feasibility and usefulness of preparing, reporting and using estimates of legitimate requirements for the precursor chemicals and preparations referred to above in preventing diversion.

2. Pursuant to that resolution, the Board formally invited Governments to prepare estimates of their legitimate requirements for those substances. Those estimates, as reported by Governments, were published for the first time in March 2007.

3. The table below reflects the latest data reported by Governments on those four precursor chemicals (and their preparations, as relevant). It is expected that those data will provide the competent authorities of exporting countries with at least an indication of the legitimate requirements of importing countries, thus preventing diversion attempts. Governments are invited to review their requirements as published, amend them as necessary and inform the Board of any required change. The data are current as at 1 November 2020; for updates, see the Board’s website.

## Annual legitimate requirements as reported by Governments for imports of ephedrine, pseudoephedrine, 3,4-methylenedioxyphenyl-2-propanone, 1-phenyl-2-propanone and their preparations, as at 1 November 2020

| <i>Country or territory</i>    | <i>Ephedrine (kilograms)</i> | <i>Ephedrine preparations (kilograms)</i> | <i>Pseudoephedrine (kilograms)</i> | <i>Pseudoephedrine preparations (kilograms)</i> | <i>3,4-MDP-2-P<sup>a</sup> (litres)</i> | <i>P-2-P<sup>b</sup> (litres)</i> |
|--------------------------------|------------------------------|---|------------------------------------|---|---|-----------------------------------|
| Afghanistan                    | 50                           | 100                                       | 300                                | 300   | 0                                       | 0                                 |
| Albania                        | 40                           | 3   | 10                                 | 3   | 0                                       | 0                                 |
| Algeria                        | 20                           |   | 17 000                             |   | 0                                       | 1                                 |
| Argentina                      | 60                           | 0   | 19 600                             | 150   | 0                                       | 0                                 |
| Armenia                        | 0                            | 0   | 0                                  | 0   | 0                                       | 0                                 |
| Ascension                      | 0                            | 0   | 0                                  | 0   | 0                                       | 0                                 |
| Australia                      | 1                            | 9   | 7 332                              | 2 413   | 0                                       | 1                                 |
| Austria                        | 298                          | 190                                       | 1                                  | 1   | 1                                       | 1                                 |
| Azerbaijan                     | 20                           | 18  | 10                                 | 250   | 0                                       | 0                                 |
| Bahrain                        | 1                            | 10  | 1                                  | 1 000   | 0                                       | 0                                 |
| Bangladesh                     | 200                          |   | 0                                  |   | 0                                       | 0                                 |
| Barbados                       | 200                          |   | 200                                | 58  | 0 <sup>c</sup>                          |                                   |
| Belarus                        | 0                            | 25  | 10                                 | 10  | 0                                       | 0                                 |
| Belgium                        | 600                          | 100                                       | 9 000                              | 9 000   | 0                                       | 5                                 |
| Belize                         |                              |   | P                                  | P   | 0 <sup>c</sup>                          |                                   |
| Benin                          | 2                            | 5   | 8                                  | 35  | 0 <sup>c</sup>                          |                                   |
| Bhutan                         | 0                            | 2   | 0                                  | 0   | 0                                       | 0                                 |
| Bolivia                        | 25                           | 1   | 5 360                              | 2 100   | 0                                       | 0                                 |
| Bosnia and Herzegovina         | 1                            | 0   | 2 600                              | 528   | 0                                       | 0                                 |
| Botswana                       | 300                          |   |                                    |   | 0 <sup>c</sup>                          |                                   |
| Brazil                         | 2 000 <sup>d</sup>           | 0   | 38 000 <sup>d</sup>                | 0   | 0                                       | 0                                 |
| Brunei Darussalam              | 0                            | 1   | 0                                  | 164   | 0                                       | 0                                 |
| Bulgaria                       | 500                          | 296                                       | 20                                 | 0   | 0                                       | 0                                 |
| Burundi                        |                              | 5   |                                    | 15  | 0 <sup>c</sup>                          |                                   |
| Cabo Verde                     | 0                            | 1   | 0                                  | 0   | 0                                       | 0                                 |
| Cambodia                       | 200                          | 50  | 300                                | 900   | 0 <sup>c</sup>                          |                                   |
| Cameroon                       | 1                            |   | 8                                  | 1   | 0 <sup>c</sup>                          |                                   |
| Canada                         | 7 000                        | 10 000                                    | 30 000                             | 25 000  | 1                                       | 1                                 |
| Chile                          | 150                          | 30  | 10 000                             | 520   | 0                                       | 0                                 |
| China                          | 18 000                       |   | 100 000                            |   | 0 <sup>c</sup>                          |                                   |
| <i>China, Hong Kong SAR</i>    | 2 200                        | 0   | 9 906                              | 0   | 0                                       | 0                                 |
| <i>China, Macao SAR</i>        | 1                            | 10  | 1                                  | 159   | 0                                       | 0                                 |
| <i>Christmas Island</i>        | 0                            | 0   | 0                                  | 1   | 0                                       | 0                                 |
| <i>Cocos (Keeling) Islands</i> | 0                            | 0   | 0                                  | 0   | 0                                       | 0                                 |
| Colombia                       | 0 <sup>e</sup>               | 0 <sup>f</sup>                            | 4 663 <sup>e</sup>                 | P   | 0                                       | 0                                 |

| <i>Country or territory</i>           | <i>Ephedrine (kilograms)</i> | <i>Ephedrine preparations (kilograms)</i> | <i>Pseudoephedrine (kilograms)</i> | <i>Pseudoephedrine preparations (kilograms)</i> | <i>3,4-MDP-2-P<sup>a</sup> (litres)</i> | <i>P-2-P<sup>b</sup> (litres)</i> |
|---------------------------------------|------------------------------|---|------------------------------------|---|---|-----------------------------------|
| Cook Islands                          | 0                            | 0   | 0                                  | 1   | 0                                       | 0                                 |
| Costa Rica                            | 0                            | 0   | 581                                | 89  | 0                                       | 0                                 |
| Côte d'Ivoire                         | 30                           | 1   | 0                                  | 400   | 0                                       | 0                                 |
| Croatia                               | 10                           | 0   | 0                                  | 0   | 0                                       | 1                                 |
| Cuba                                  | 200                          |   |                                    | 6   | 0 <sup>c</sup>                          |                                   |
| <i>Curaçao</i>                        | 0                            |   | 0                                  |   | 0                                       | 0                                 |
| Cyprus                                | 10                           | 10  | 100                                | 400   | 0                                       | 0                                 |
| Czechia                               | 255                          | 6   | 379                                | 340   | 0                                       | 1                                 |
| Democratic People's Republic of Korea | 50                           | 1 200                                     |                                    |   | 4                                       |                                   |
| Democratic Republic of the Congo      | 150                          | 150                                       | 720                                | 720   | 0 <sup>c</sup>                          |                                   |
| Denmark                               |                              |   |                                    |   | 0                                       | 400                               |
| Dominican Republic                    | 100                          | 10  | 500                                | 800   | 0                                       | 0                                 |
| Ecuador                               | 1                            | 11  | 1 200                              | 1 695   | 0                                       | 0                                 |
| Egypt                                 | 4 500                        | 0   | 63 000                             | 2 500   | 0                                       | 0                                 |
| El Salvador                           | P 17 <sup>g</sup>            | P 6 <sup>g</sup>                          | P                                  | P   | 0                                       | 0                                 |
| Eritrea                               | 0                            | 0   | 250                                | 0   | 0                                       | 0                                 |
| Estonia                               | 3                            | 1   | 1                                  | 500   | 0                                       | 0                                 |
| Ethiopia                              | 1 000                        |   |                                    | 100   | 0 <sup>c</sup>                          |                                   |
| <i>Falkland Islands (Malvinas)</i>    | 0                            | 1   | 0                                  | 1   | 0 <sup>c</sup>                          | 0                                 |
| <i>Faroe Islands</i>                  | 0                            | 0   | 0                                  | 0   | 0                                       | 0                                 |
| Fiji                                  |                              | 1   |                                    |   | 0 <sup>c</sup>                          |                                   |
| Finland                               | 3                            | 50  | 0                                  | 650   | 0                                       | 1                                 |
| France                                | 1 600                        | 10  | 25 000                             | 500   | 0                                       | 0                                 |
| Gambia                                | 0                            | 0   | 0                                  | 0   | 0                                       | 0                                 |
| Georgia                               | 1                            | 1   | 1                                  | 1   | 1                                       | 1                                 |
| Germany                               | 400 <sup>d</sup>             |   | 5 000 <sup>d</sup>                 |   | 1                                       | 5                                 |
| Ghana                                 | 4 500                        | 300                                       | 3 000                              | 200   | 0                                       | 0                                 |
| Greece                                | 0                            | 0   | 2 000                              | 0   | 0                                       | 0                                 |
| Greenland                             | 0                            | 0   | 0                                  | 0   | 0                                       | 0                                 |
| Guatemala                             | 0                            |   | P                                  | P   | 0                                       | 0                                 |
| Guinea                                | 36                           |   |                                    |   | 0 <sup>c</sup>                          |                                   |
| Guinea-Bissau                         | 0                            | 0   | 0                                  | 0   | 0                                       | 0                                 |
| Guyana                                | 120                          | 60  | 120                                | 30  | 0                                       | 0                                 |
| Haiti                                 | 200                          | 1   | 350                                | 11  | 0                                       | 0                                 |
| Honduras                              | P                            | P 1 <sup>f</sup>                          | P                                  | P   | 0                                       | 0                                 |
| Hungary                               | 1 000                        | 0   | 40                                 | 0   | 1                                       | 1 600                             |
| Iceland                               | 0                            | 0   | 0                                  | 0   | 0                                       | 0                                 |
| India                                 | 773 201                      | 842 371                                   | 63 953                             | 106 159   | 0                                       | 0                                 |



| <i>Country or territory</i>      | <i>Ephedrine (kilograms)</i> | <i>Ephedrine preparations (kilograms)</i> | <i>Pseudoephedrine (kilograms)</i> | <i>Pseudoephedrine preparations (kilograms)</i> | <i>3,4-MDP-2-P<sup>a</sup> (litres)</i> | <i>P-2-P<sup>b</sup> (litres)</i> |
|----------------------------------|------------------------------|---|------------------------------------|---|---|-----------------------------------|
| Indonesia                        | 13 000                       | 1   | 52 000                             | 6 200   | 0                                       | 0                                 |
| Iran (Islamic Republic of)       | 2                            | 1   | 17 000                             | 1   | 1                                       | 1                                 |
| Iraq                             | 3 000                        | 100                                       | 14 000                             | 10 000  | 0                                       | P <sup>h</sup>                    |
| Ireland                          | 1                            | 19  | 1                                  | 1 743   | 0                                       | 0                                 |
| Israel                           | 28                           | 0   | 5 000                              | 350   | 0 <sup>c</sup>                          |                                   |
| Italy                            | 50                           | 100                                       | 10 000                             | 30 000  | 0                                       | 0                                 |
| Jamaica                          | 70                           | 150                                       | 700                                | 300   | 0                                       | 0                                 |
| Japan                            | 5 000                        |   | 12 000                             |   | 0 <sup>c</sup>                          |                                   |
| Jordan                           | 100                          |   | 40 000                             |   | 0                                       | P                                 |
| Kazakhstan                       | 11                           | 1   | 10                                 | 1   | 1                                       | 1                                 |
| Kenya                            | 1 500                        | 2 000                                     | 1 500                              | 2 000   | 0                                       | 0                                 |
| Kyrgyzstan                       | 0                            | 1 000                                     | 0                                  | 5 000   | 0                                       | 0                                 |
| Lao People's Democratic Republic | 0                            | 0   | 0                                  | 0   | 0                                       | 0                                 |
| Latvia                           | 15                           | 12  | 45                                 | 450   | 0                                       | 0                                 |
| Lebanon                          | 2                            | 25  | 800                                | 800   | 0                                       | 0                                 |
| Lithuania                        | 0                            | 2   | 0                                  | 800   | 0                                       | 1                                 |
| Luxembourg                       | 1                            | 0   | 0                                  | 0   | 0                                       | 0                                 |
| Madagascar                       | 123                          | 2   | 1                                  | 94  | 0                                       | 0                                 |
| Malawi                           | 1 000                        |   |                                    |   | 0 <sup>c</sup>                          |                                   |
| Malaysia                         | 71                           | 2   | 4 800                              | 5 000   | 0                                       | 0                                 |
| Maldives                         | 0                            | 1   | 0                                  | 0   | 0                                       | 0                                 |
| Mali                             | P                            | P   | P                                  | P   | P                                       | P                                 |
| Malta                            | 0                            | 200                                       | 0                                  | 200   | 0                                       | 0                                 |
| Marshall Islands                 |                              | 1   |                                    |   | 0 <sup>c</sup>                          |                                   |
| Mauritius                        | 0                            | 1   | 0                                  | 270   | 0                                       | 0                                 |
| Mexico                           | P 231 <sup>g</sup>           | P <sup>g</sup>                            | P 1 <sup>i</sup>                   | P   | 0                                       | 1                                 |
| Monaco                           | 0                            | 0   | 0                                  | 0   | 0                                       | 0                                 |
| Mongolia                         | 0                            | 0   | 0                                  | 0   | 0                                       | 0                                 |
| Montenegro                       | 0                            | 2   | 0                                  | 220   | 0                                       | 0                                 |
| <i>Montserrat</i>                | 0                            | 0   | 0                                  | 1   | 0                                       | 0                                 |
| Morocco                          | 41                           | 17  | 2 529                              | 0   | 0                                       | 0                                 |
| Mozambique                       | 3                            |   |                                    |   | 0 <sup>c</sup>                          |                                   |
| Myanmar                          | 32                           | 0   | 0                                  | 0   | 0                                       | 0                                 |
| Namibia                          | 0                            | 0   | 0                                  | 0   | 0                                       | 0                                 |
| Nepal                            |                              | 1   | 5 000                              |   | 0 <sup>c</sup>                          |                                   |
| Netherlands                      | 200                          | 50  | 1 675                              | 0   | 0                                       | 1                                 |
| New Zealand                      | 1                            | 0   | 1 000                              |   | 0                                       | 3                                 |
| Nicaragua                        | P <sup>i</sup>               | P <sup>i</sup>                            | P                                  | P   | 0                                       | 0                                 |

| <i>Country or territory</i>      | <i>Ephedrine (kilograms)</i> | <i>Ephedrine preparations (kilograms)</i> | <i>Pseudoephedrine (kilograms)</i> | <i>Pseudoephedrine preparations (kilograms)</i> | <i>3,4-MDP-2-P<sup>a</sup> (litres)</i> | <i>P-2-P<sup>b</sup> (litres)</i> |
|----------------------------------|------------------------------|---|------------------------------------|---|---|-----------------------------------|
| Nigeria                          | 9 650                        | 500                                       | 5 823                              | 15 000  | 0                                       | 0                                 |
| Norfolk Island                   | 0                            | 0   | 0                                  | 0   | 0                                       | 0                                 |
| Norway                           | 50                           |   | 0                                  | 1   | 0                                       | 1                                 |
| Oman                             | 1                            | 1   | 228                                | 443   | 0 <sup>c</sup>                          |                                   |
| Pakistan                         | 8 400                        |   | 58 080                             | 500   | 0 <sup>c</sup>                          |                                   |
| Panama                           | 0                            | 5   | 200                                | 200   | 0                                       | 0                                 |
| Papua New Guinea                 | 1                            |   | 200                                |   | 0                                       | 0                                 |
| Paraguay                         | 0                            | 0   | 2 500                              | 0   | 0                                       | 0                                 |
| Peru                             | 8                            | 0   | 1 439                              | 1 078   | 0                                       | 0                                 |
| Philippines                      | 50                           | 0   | 100                                | 0   | 0                                       | 0                                 |
| Poland                           | 75                           | 100                                       | 4 265                              | 17 775  | 2                                       | 3                                 |
| Portugal                         | 27                           | 0   | 972                                | 0   | 0                                       | 0                                 |
| Qatar                            | 0                            | 2   | 0                                  | 1 700   | 0                                       | 0                                 |
| Republic of Korea                | 23 444                       |   | 36 942                             |   | 0                                       | 1                                 |
| Republic of Moldova              | 0                            | 1   | 326                                | 199   | 0                                       | 0                                 |
| Romania                          | 646                          | 10  | 2 525                              | 0   | 0                                       | 0                                 |
| Russian Federation               | 1 500                        |   |                                    |   | 0 <sup>c</sup>                          |                                   |
| Rwanda                           | 0                            | 165                                       | 0                                  | 343   | 0                                       | 0                                 |
| Saint Helena                     | 0                            | 1   | 0                                  | 1   | 0                                       | 0                                 |
| Saint Lucia                      | 0                            | 6   | 0                                  | 15  | 0                                       | 0                                 |
| Saint Vincent and the Grenadines | 0                            | 2   | 0                                  | 3   | 0                                       | 0                                 |
| Sao Tome and Principe            | 0                            | 0   | 0                                  | 0   | 0                                       | 0                                 |
| Saudi Arabia                     | 1                            | 0   | 40 000                             | 0   | 0                                       | 0                                 |
| Senegal                          | 123                          | 1   | 0                                  | 130   | 0                                       | 0                                 |
| Serbia                           | 2                            | 1   | 2 214                              | 627   | 0                                       | 1                                 |
| Seychelles                       |                              | 1   |                                    | 1   | 0 <sup>c</sup>                          |                                   |
| Sierra Leone                     | 20                           | 100                                       |                                    | 10  | 0 <sup>c</sup>                          |                                   |
| Singapore                        | 7 000                        | 45  | 25 000                             | 2 800   | 1                                       | 1                                 |
| Slovakia                         | 57                           | 0   | 1                                  | 0   | 0                                       | 0                                 |
| Slovenia                         | 374                          | 14  | 250                                | 279   | 0                                       | 0                                 |
| Solomon Islands                  | 0                            | 1   | 0                                  | 1   | 0                                       | 0                                 |
| South Africa                     | 1 544                        | 22  | 10 554                             | 681   | 0                                       | 0                                 |
| South Sudan                      | 750                          |   | 1 500                              |   | 0 <sup>c</sup>                          |                                   |
| Spain                            | 234                          |   | 10 198                             |   | 0                                       | 3 193                             |
| Sri Lanka                        | 0                            | 0   | 0                                  | 0   | 0                                       | 0                                 |
| Sudan                            | 500                          | 1 000                                     | 2 000                              | 3 500   | 0                                       | 0                                 |
| Suriname                         |                              | 1   |                                    |   | 0 <sup>c</sup>                          |                                   |
| Sweden                           | 203                          | 175                                       | 2                                  | 1   | 1                                       | 11                                |

| <i>Country or territory</i>                          | <i>Ephedrine (kilograms)</i> | <i>Ephedrine preparations (kilograms)</i> | <i>Pseudoephedrine (kilograms)</i> | <i>Pseudoephedrine preparations (kilograms)</i> | <i>3,4-MDP-2-P<sup>a</sup> (litres)</i> | <i>P-2-P<sup>b</sup> (litres)</i> |
|--|------------------------------|---|------------------------------------|---|---|-----------------------------------|
| Switzerland  | 2 000                        | 5   | 95 000                             | 200   | 10                                      | 5                                 |
| Syrian Arab Republic                                 | 1 000                        |   | 50 000                             |   | 0 <sup>c</sup>                          |                                   |
| Tajikistan   | 38                           |   |                                    |   | 0 <sup>c</sup>                          |                                   |
| Thailand   | 60                           | 0   | 3 600                              | 0   | 0                                       | 5                                 |
| Timor Leste  |                              | 1   |                                    |   | 0 <sup>c</sup>                          |                                   |
| Trinidad and Tobago                                  |                              |   |                                    |   | 0 <sup>c</sup>                          | 0                                 |
| <i>Tristan da Cunha</i>                              | 0                            | 0   | 0                                  | 0   | 0                                       | 0                                 |
| Tunisia  | 2                            | 12  | 3 000                              | 1   | 0                                       | 30                                |
| Turkey   | 250                          | 0   | 50 000                             | 100   | 0                                       | 0                                 |
| Turkmenistan   | 0                            | 0   | 0                                  | 0   | 0                                       | 0                                 |
| Uganda   | 1 000                        | 35  | 5 500                              | 800   | 0 <sup>c</sup>                          | 0                                 |
| Ukraine  | 0                            | 67  | 23                                 | 0   | 0                                       | 0                                 |
| United Arab Emirates                                 | 0                            | 0   | 1 533                              | 3 894   | 0                                       | 0                                 |
| United Kingdom of Great Britain and Northern Ireland | 1 503                        | 27  | 37 690                             | 20 002  | 0                                       | 2                                 |
| United Republic of Tanzania                          | 100                          | 1 500                                     | 2 000                              | 200   | 0 <sup>c</sup>                          |                                   |
| United States of America                             | 4 136                        |   | 174 247                            |   | 0 <sup>c</sup>                          | 83 486                            |
| Uruguay  | 21 200                       | 0   | 1                                  | 0   | 0                                       | 0                                 |
| Uzbekistan   | 0                            | 0   | 0                                  | 0   | 0                                       | 0                                 |
| Venezuela (Bolivarian Republic of)                   | 20                           | 0   | 2 075                              | 0   | 0                                       | 0                                 |
| Vietnam  |                              | 35  |                                    |   | 0 <sup>c</sup>                          |                                   |
| Yemen  | 200                          | 200                                       | 5 000                              | 1 000   | 0 <sup>c</sup>                          |                                   |
| Zambia   | 50                           | 25  | 50                                 | 100   | 0 <sup>c</sup>                          |                                   |
| Zimbabwe   | 25                           | 100                                       | 250                                | 50  | 0                                       | 0                                 |

Notes: The names of territories, departments and special administrative regions are in italics.

A blank field signifies that no requirement was indicated or that data were not submitted for the substance in question.

A zero (0) signifies that the country or territory currently has no licit requirement for the substance.

The letter "P" signifies that importation of the substance is prohibited.

Reported quantities of less than 1 kg have been rounded up and are reflected as 1 kg.

<sup>a</sup> 3,4-Methylenedioxyphenyl-2-propanone.

<sup>b</sup> 1-Phenyl-2-propanone.

<sup>c</sup> The Board is currently unaware of any legitimate need for the importation of this substance into the country.

<sup>d</sup> Including the licit requirements for pharmaceutical preparations containing the substance.

<sup>e</sup> The required amount of ephedrine is to be used for the manufacture of injectable ephedrine sulphate solution. The required amount of pseudoephedrine is to be used exclusively for the manufacture of medicines for export.

<sup>f</sup> In the form of injectable ephedrine sulfate solution.

<sup>g</sup> Imports of the substance and preparations containing the substance are prohibited, with the exception of the imports of injectable ephedrine preparations and ephedrine as a prime raw material for the manufacture of such ephedrine preparations. Pre-export notification is required for each individual import.

<sup>h</sup> Includes products containing P-2-P.

<sup>i</sup> Imports of the substance are prohibited, with the exception of small amounts for reference and analytical purposes.

<sup>j</sup> Imports of the substance and preparations containing the substance are prohibited, with the exception of the imports of injectable ephedrine preparations and ephedrine as a prime raw material for the manufacture of such ephedrine preparations. Such import requires an import permit.

## Annex VI

### Governments that have requested pre-export notifications pursuant to article 12, subparagraph 10 (a), of the United Nations Convention against Illicit Traffic in Narcotic Drugs and Psychotropic Substances of 1988

1. Governments of all exporting countries and territories are reminded that it is an obligation to provide pre-export notifications to Governments that have requested them pursuant to article 12, subparagraph 10 (a), of the United Nations Convention against Illicit Traffic in Narcotic Drugs and Psychotropic Substances of 1988, which provides that:

“upon request to the Secretary-General by the interested Party, each Party from whose territory a substance in Table I is to be exported shall ensure that, prior to such export, the following information is supplied by its competent authorities to the competent authorities of the importing country:

- “(i) Name and address of the exporter and importer and, when available, the consignee;
- “(ii) Name of the substance in Table I;
- “(iii) Quantity of the substance to be exported;
- “(iv) Expected point of entry and expected date of dispatch;
- “(v) Any other information which is mutually agreed upon by the Parties.”

2. Governments that have requested pre-export notifications are listed in the table below in alphabetical order, followed by the substance (or substances) for which pre-export notifications were requested, and the date of notification of the request transmitted by the Secretary-General to Governments.

3. The information is current as at 1 November 2020.

| <i>Notifying Government</i>      | <i>Substances for which pre-export notifications have been requested</i> | <i>Date of communication to Governments by the Secretary-General</i> |
|----------------------------------|--|--|
| Afghanistan <sup>a</sup>         | All substances included in Tables I and II                               | 13 July 2010   |
| Algeria <sup>a</sup>             | All substances included in Tables I and II                               | 10 October 2013  |
| Antigua and Barbuda <sup>a</sup> | All substances included in Tables I and II                               | 5 May 2000   |
| Argentina                        | All substances included in Table I                                       | 19 November 1999   |
| Armenia <sup>a</sup>             | All substances included in Tables I and II <sup>b,c</sup>                | 4 July 2013  |
| Australia <sup>a</sup>           | All substances included in Tables I and II                               | 12 February 2010   |
| Austria                          | All substances included in Table I                                       | 19 May 2000 <sup>d</sup>   |
| Azerbaijan <sup>a</sup>          | All substances included in Tables I and II                               | 21 January 2011  |
| Bangladesh <sup>a</sup>          | All substances included in Tables I and II                               | 12 May 2015  |
| Barbados <sup>a</sup>            | All substances included in Tables I and II <sup>b,c</sup>                | 24 October 2013  |
| Belarus <sup>e</sup>             | Acetic anhydride, ephedrine, potassium permanganate and pseudoephedrine  | 12 October 2000  |
| Belgium                          | All substances included in Table I                                       | 19 May 2000  |
| Benin <sup>a</sup>               | All substances included in Tables I and II                               | 4 February 2000  |
| Bhutan <sup>a</sup>              | All substances included in Tables I and II                               | 6 July 2018  |

| <i>Notifying Government</i>                                      | <i>Substances for which pre-export notifications have been requested</i>   | <i>Date of communication to Governments by the Secretary-General</i> |
|--|--|--|
| Bolivia (Plurinational State of) <sup>a</sup>                    | Acetic anhydride, acetone, ethyl ether, hydrochloric acid, potassium permanganate and sulphuric acid   | 12 November 2001   |
| Brazil <sup>a</sup>  | All substances included in Tables I and II   | 15 October 1999 and<br>15 December 1999                              |
| Bulgaria   | All substances included in Table I   | 19 May 2000 <sup>d</sup>   |
| Canada <sup>a</sup>  | All substances included in Tables I and II   | 31 October 2005  |
| <i>Cayman Islands</i> <sup>a</sup>                               | All substances included in Tables I and II   | 7 September 1998   |
| Chile <sup>a</sup>   | All substances included in Tables I and II   | 19 October 2012  |
| China  | Acetic anhydride   | 20 October 2000  |
| <i>China, Hong Kong SAR</i> <sup>a</sup>                         | All substances included in Tables I and II   | 28 December 2012   |
| <i>China, Macao SAR</i> <sup>a</sup>                             | All substances included in Tables I and II   | 28 December 2012   |
| Colombia <sup>a</sup>  | All substances included in Tables I and II   | 14 October 1998  |
| Costa Rica <sup>a</sup>  | All substances included in Tables I and II   | 27 September 1999  |
| Côte d'Ivoire <sup>a</sup>                                       | All substances included in Tables I and II   | 26 June 2013   |
| Croatia  | All substances included in Table I   | 19 May 2000 <sup>d</sup>   |
| Cyprus   | All substances included in Table I   | 19 May 2000 <sup>d</sup>   |
| Czechia <sup>f</sup>   | All substances included in Table I   | 19 May 2000 <sup>d</sup>   |
| Denmark  | All substances included in Table I   | 19 May 2000 <sup>d</sup>   |
| Dominican Republic <sup>a</sup>                                  | All substances included in Tables I and II   | 11 September 2002  |
| Ecuador <sup>a</sup>   | All substances included in Tables I and II   | 1 August 1996  |
| Egypt <sup>a</sup>   | All substances included in Table I and acetone   | 3 December 2004  |
| El Salvador <sup>a</sup>   | All substances included in Tables I and II   | 29 July 2010   |
| Estonia  | All substances included in Table I   | 19 May 2000  |
| Ethiopia <sup>a</sup>  | All substances included in Tables I and II   | 17 December 1999   |
| European Union (on behalf of all its member States) <sup>g</sup> | All substances included in Table I   | 19 May 2000 <sup>d</sup>   |
| Finland  | All substances included in Table I   | 19 May 2000 <sup>d</sup>   |
| France   | All substances included in Table I   | 19 May 2000 <sup>d</sup>   |
| Georgia <sup>a</sup>   | All substances included in Tables I and II   | 7 September 2016   |
| Germany  | All substances included in Table I   | 19 May 2000 <sup>d</sup>   |
| Ghana <sup>a</sup>   | All substances included in Tables I and II   | 26 February 2010   |
| Greece   | All substances included in Table I   | 19 May 2000 <sup>d</sup>   |
| Haiti <sup>a</sup>   | All substances included in Tables I and II   | 20 June 2002   |
| Honduras   | Acetic anhydride, <i>N</i> -acetylanthranilic acid, 4-anilino- <i>N</i> -phenethylpiperidine (ANPP), ephedrine, ergometrine, ergotamine, isosafrole, lysergic acid, 3,4-methylenedioxyphenyl-2-propanone (3,4-MDP-2-P), norephedrine, <i>N</i> -phenethyl-4-piperidone (NPP), phenylacetic acid, <i>alpha</i> -phenylacetoacetonitrile (APAAN), 1-phenyl-2-propanone (P-2-P), piperonal, potassium permanganate, pseudoephedrine and safrole | 18 June 2020   |
| Hungary  | All substances included in Table I   | 19 May 2000 <sup>d</sup>   |
| India <sup>a</sup>   | All substances included in Tables I and II   | 23 March 2000  |

| <i>Notifying Government</i>                   | <i>Substances for which pre-export notifications have been requested</i>  | <i>Date of communication to Governments by the Secretary-General</i> |
|---|---|--|
| Indonesia <sup>a</sup>                        | Acetic anhydride, <i>N</i> -acetylthranilic acid, anthranilic acid, ephedrine, ergometrine, ergotamine, isosafrole, 3,4-methylenedioxyphenyl-2-propanone, phenylacetic acid, 1-phenyl-2-propanone, piperonal, pseudoephedrine and safrole | 18 February 2000   |
| Iraq <sup>a</sup>                             | All substances included in Tables I and II <sup>b,c</sup>   | 31 July 2013   |
| Ireland                                       | All substances included in Table I  | 19 May 2000 <sup>d</sup>   |
| Italy   | All substances included in Table I  | 19 May 2000 <sup>d</sup>   |
| Jamaica                                       | All substances included in Table I <sup>b,c</sup>   | 4 July 2013  |
| Japan   | All substances included in Table I  | 17 December 1999   |
| Jordan <sup>a</sup>                           | All substances included in Tables I and II  | 15 December 1999   |
| Kazakhstan <sup>a</sup>                       | All substances included in Tables I and II  | 15 August 2003   |
| Kenya <sup>a</sup>                            | All substances included in Tables I and II <sup>b,c</sup>   | 10 October 2013  |
| Kyrgyzstan <sup>a</sup>                       | All substances included in Tables I and II <sup>b,c</sup>   | 21 October 2013  |
| Latvia  | All substances included in Table I  | 19 May 2000 <sup>d</sup>   |
| Lebanon <sup>a</sup>                          | All substances included in Tables I and II  | 14 June 2002   |
| Lithuania                                     | All substances included in Table I  | 19 May 2000 <sup>d</sup>   |
| Luxembourg                                    | All substances included in Table I  | 19 May 2000 <sup>d</sup>   |
| Libya <sup>a</sup>                            | All substances included in Tables I and II <sup>b,c</sup>   | 21 August 2013   |
| Madagascar <sup>a</sup>                       | All substances included in Tables I and II  | 31 March 2003  |
| Malaysia <sup>a</sup>                         | All substances included in Table I, <sup>b</sup> anthranilic acid, ethyl ether, piperidine  | 21 August 1998   |
| Maldives <sup>a</sup>                         | All substances included in Tables I and II  | 6 April 2005   |
| Malta   | All substances included in Table I  | 19 May 2000 <sup>d</sup>   |
| Mexico <sup>a</sup>                           | All substances included in Tables I and II  | 6 April 2005   |
| Micronesia (Federated States of) <sup>a</sup> | All substances included in Tables I and II <sup>b,c</sup>   | 11 February 2014   |
| Myanmar <sup>a</sup>                          | All substances included in Tables I and II  | 4 November 2016  |
| Netherlands                                   | All substances included in Table I  | 19 May 2000 <sup>d</sup>   |
| New Zealand <sup>a</sup>                      | All substances included in Tables I and II <sup>b,c</sup>   | 3 April 2014   |
| Nicaragua <sup>a</sup>                        | All substances included in Tables I and II  | 8 January 2014   |
| Nigeria <sup>a</sup>                          | All substances included in Tables I and II  | 28 February 2000   |
| Norway <sup>a</sup>                           | All substances included in Table I, <sup>c</sup> and anthranilic acid, ethyl ether and piperidine   | 17 December 2013   |
| Oman <sup>a</sup>                             | All substances included in Tables I and II  | 16 April 2007  |
| Pakistan <sup>a</sup>                         | All substances included in Tables I and II  | 12 November 2001 and 6 March 2013                                    |
| Panama  | Ephedrine, ergometrine, ergotamine, norephedrine, pseudoephedrine   | 14 August 2013   |
| Paraguay <sup>a</sup>                         | All substances included in Tables I and II  | 3 February 2000  |
| Peru <sup>a</sup>                             | Acetic anhydride, acetone, ephedrine, ergometrine, ergotamine, ethyl ether, hydrochloric acid, lysergic acid, methyl ethyl ketone, norephedrine, potassium permanganate, pseudoephedrine, sulphuric acid and toluene                      | 27 September 1999  |

| <i>Notifying Government</i>                   | <i>Substances for which pre-export notifications have been requested</i>  | <i>Date of communication to Governments by the Secretary-General</i> |
|---|---|--|
| Philippines <sup>a</sup>                      | All substances included in Tables I and II  | 16 April 1999  |
| Poland  | All substances included in Table I  | 19 May 2000 <sup>d</sup>   |
| Portugal                                      | All substances included in Table I  | 19 May 2000 <sup>d</sup>   |
| Qatar <sup>a</sup>                            | All substances included in Tables I and II <sup>b,c</sup>   | 16 July 2013   |
| Republic of Korea <sup>a</sup>                | All substances included in Table I, and acetone   | 3 June 2008  |
| Republic of Moldova <sup>a</sup>              | All substances included in Tables I and II <sup>b,c</sup>   | 29 December 1998 and 8 November 2013                                 |
| Romania                                       | All substances included in Table I  | 19 May 2000 <sup>d</sup>   |
| Russian Federation <sup>a</sup>               | Acetic anhydride, ephedrine, ergometrine, ergotamine, 3,4-methylenedioxyphenyl-2-propanone, norephedrine, phenylacetic acid, 1-phenyl-2-propanone, potassium permanganate, pseudoephedrine and all substances included in Table II  | 21 February 2000   |
| Saint Vincent and the Grenadines <sup>a</sup> | All substances included in Tables I and II <sup>b,c</sup>   | 16 July 2013   |
| Saudi Arabia <sup>a</sup>                     | All substances included in Tables I and II  | 18 October 1998  |
| Sierra Leone <sup>a</sup>                     | All substances included in Tables I and II <sup>b,c</sup>   | 5 July 2013  |
| Singapore                                     | All substances included in Table I  | 5 May 2000   |
| Slovakia                                      | All substances included in Table I  | 19 May 2000 <sup>d</sup>   |
| Slovenia                                      | All substances included in Table I  | 19 May 2000 <sup>d</sup>   |
| South Africa <sup>a</sup>                     | All substances included in Table I, and anthranilic acid  | 11 August 1999   |
| Spain   | All substances included in Table I  | 19 May 2000 <sup>d</sup>   |
| Sri Lanka                                     | All substances included in Table I  | 19 November 1999   |
| Sudan <sup>a</sup>                            | All substances included in Tables I and II  | 6 May 2015   |
| Syrian Arab Republic <sup>a</sup>             | All substances included in Tables I and II  | 24 October 2013  |
| Sweden  | All substances included in Table I  | 19 May 2000 <sup>d</sup>   |
| Switzerland                                   | All substances included in Table I  | 25 March 2013  |
| Tajikistan <sup>a</sup>                       | All substances included in Tables I and II  | 7 February 2000  |
| Thailand <sup>a</sup>                         | All substances included in Table I (except potassium permanganate), and anthranilic acid <sup>b</sup>   | 18 October 2010  |
| Togo <sup>a</sup>                             | All substances included in Tables I and II  | 6 August 2013  |
| Tonga <sup>a</sup>                            | All substances included in Tables I and II <sup>b,c</sup>   | 4 July 2013  |
| Trinidad and Tobago <sup>a</sup>              | All substances included in Tables I and II <sup>b,c</sup>   | 15 August 2013   |
| Tunisia <sup>a</sup>                          | Acetic anhydride, <i>N</i> -acetylanthranilic acid, 4-anilino- <i>N</i> -phenethylpiperidine (ANPP), ephedrine, ergometrine, ergotamine, isosafrole, lysergic acid, 3,4-methylenedioxyphenyl-2-propanone (3,4-MDP-2-P), norephedrine, <i>N</i> -phenethyl-4-piperidone (NPP), phenylacetic acid, <i>alpha</i> -phenylacetoacetonitrile (APAAN), 1-phenyl-2-propanone (P-2-P), piperonal, potassium permanganate, pseudoephedrine, safrole and all substances included in Table II | 22 June 2020   |
| Turkey <sup>a</sup>                           | All substances included in Tables I and II  | 2 November 1995  |
| Uganda <sup>a</sup>                           | All substances included in Tables I and II <sup>b,c</sup>   | 6 May 2014   |
| United Arab Emirates <sup>a</sup>             | All substances included in Tables I <sup>b</sup> and II   | 26 September 1995  |

| <i>Notifying Government</i>  | <i>Substances for which pre-export notifications have been requested</i> | <i>Date of communication to Governments by the Secretary-General</i> |
|--|--|--|
| United Kingdom of Great Britain and Northern Ireland <sup>dh</sup> | All substances included in Table I                                       | 19 May 2000  |
| United Republic of Tanzania <sup>a</sup>                           | All substances included in Tables I and II                               | 10 December 2002   |
| United States of America   | Acetic anhydride, ephedrine and pseudoephedrine                          | 2 June 1995 and<br>19 January 2001                                   |
| Uruguay <sup>a</sup>   | All substances included in Tables I and II                               | 30 December 2015   |
| Venezuela<br>(Bolivarian Republic of) <sup>a</sup>                 | All substances included in Tables I and II                               | 27 March 2000  |
| Yemen <sup>a</sup>   | All substances included in Tables I and II                               | 6 May 2014   |
| Zimbabwe <sup>a</sup>  | All substances included in Tables I and II <sup>b,c</sup>                | 4 July 2013  |

*Note:* The names of territories are in italics.

<sup>a</sup>The Secretary-General has informed all Governments of the request of the notifying Government to receive a pre-export notification for some or all substances listed in Table II of the 1988 Convention as well.

<sup>b</sup>The Government requested to also receive pre-export notifications for pharmaceutical preparations containing ephedrine and pseudoephedrine.

<sup>c</sup>The Governments requested to also receive pre-export notifications for safrole-rich oils.

<sup>d</sup>On 19 May 2000, the Secretary-General communicated to Governments the request by the European Commission on behalf of the States members of the European Union to receive pre-export notifications for the indicated substances.

<sup>e</sup>Not yet notified by the Secretary-General as, in a subsequent communication, the Government of Belarus requested the Secretary-General to suspend such notification until a national mechanism to receive and process pre-export notifications was established.

<sup>f</sup>Since 17 May 2016, "Czechia" has replaced "Czech Republic" as the short name used in the United Nations.

<sup>g</sup>Austria, Belgium, Bulgaria, Croatia, Cyprus, Czechia, Denmark, Estonia, Finland, France, Germany, Greece, Hungary, Ireland, Italy, Latvia, Lithuania, Luxembourg, Malta, Netherlands, Poland, Portugal, Romania, Slovakia, Slovenia, Spain and Sweden.

<sup>h</sup>The United Kingdom has left the European Union and is in a transition period until the end of 2020.



## Annex VII

### Substances in Tables I and II of the United Nations Convention against Illicit Traffic in Narcotic Drugs and Psychotropic Substances of 1988

| <i>Table I</i>  | <i>Table II</i>   |
|---|---|
| Acetic anhydride  | Acetone   |
| <i>N</i> -Acetylanthranilic acid  | Anthranilic acid  |
| 4-Anilino- <i>N</i> -phenethylpiperidine (ANPP) <sup>a</sup>  | Ethyl ether   |
| Ephedrine   | Hydrochloric acid <sup>d</sup>  |
| Ergometrine   | Methyl ethyl ketone   |
| Ergotamine  | Piperidine  |
| Isosafrole  | Sulphuric acid <sup>d</sup>   |
| Lysergic acid   | Toluene   |
| 3,4-MDP-2-P methyl glycidate ("PMK glycidate") <sup>b</sup>   |   |
| 3,4-MDP-2-P methyl glycidic acid ("PMK glycidic acid") <sup>b</sup>                                 |   |
| 3,4-Methylenedioxyphenyl-2-propanone (3,4-MDP-2-P)  |   |
| Methyl <i>alpha</i> -phenylacetoacetate (MAPA) <sup>c</sup>   |   |
| Norephedrine  |   |
| <i>N</i> -Phenethyl-4-piperidone (NPP) <sup>a</sup>   |   |
| Phenylacetic acid   |   |
| <i>alpha</i> -Phenylacetoacetamide (APAA) <sup>b</sup>  |   |
| <i>alpha</i> -Phenylacetoacetonitrile (APAAN) <sup>c</sup>  |   |
| 1-Phenyl-2-propanone  |   |
| Piperonal   |   |
| Potassium permanganate  |   |
| Pseudoephedrine   |   |
| Safrole   |   |
| The salts of the substances listed in this Table, whenever the existence of such salts is possible. | The salts of the substances listed in this Table, whenever the existence of such salts is possible. |

<sup>a</sup> Included in Table I, effective 18 October 2017.

<sup>b</sup> Included in Table I, effective 19 November 2019.

<sup>c</sup> Included in Table I, effective 3 November 2020.

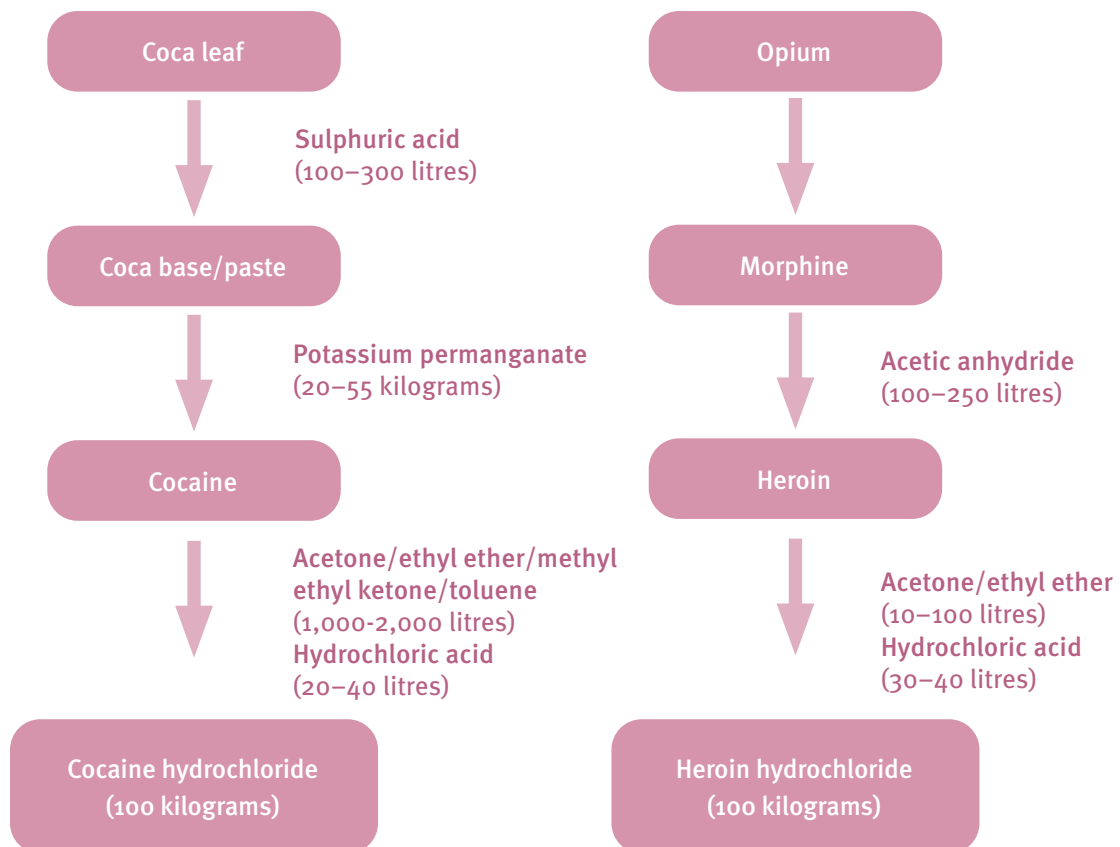
<sup>d</sup> The salts of hydrochloric acid and sulphuric acid are specifically excluded from Table II.

## Annex VIII

### Use of scheduled substances in the illicit manufacture of narcotic drugs and psychotropic substances

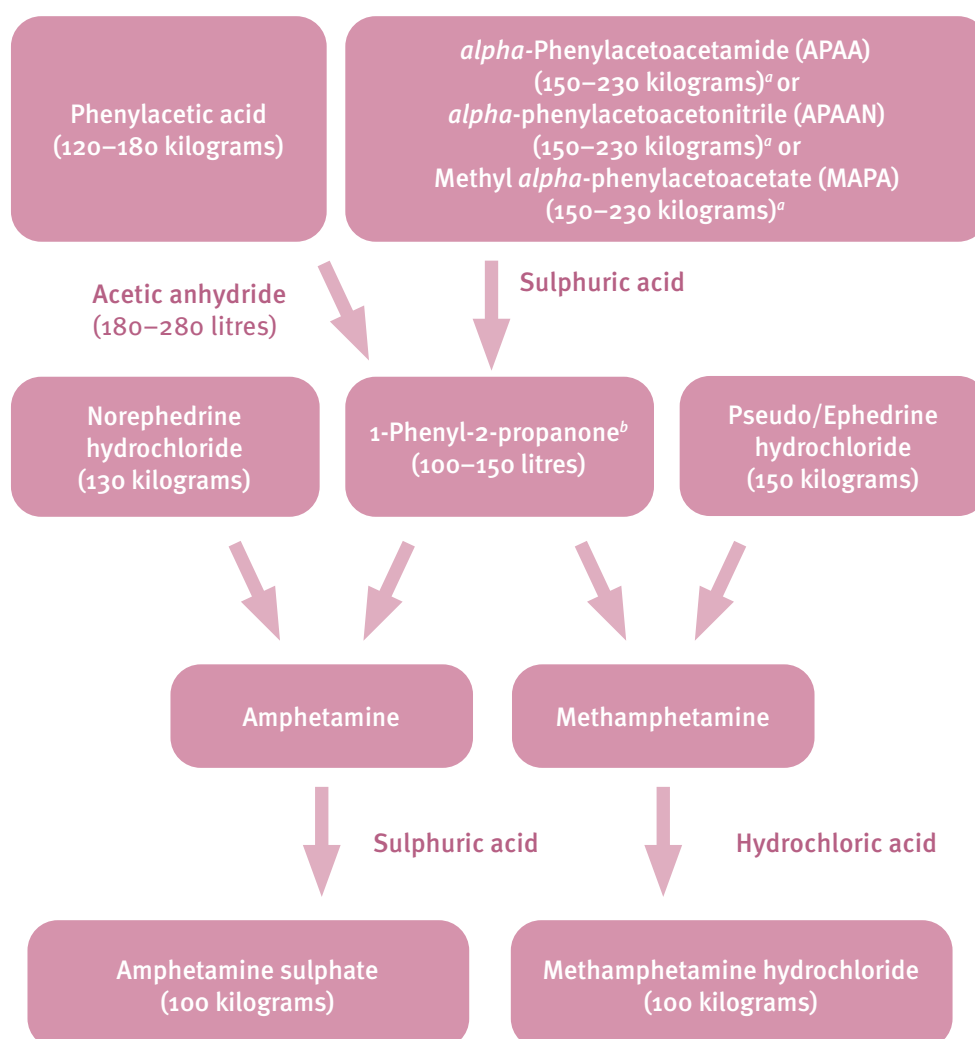
Figures I–V below depict the use of scheduled substances in the illicit manufacture of narcotic drugs and psychotropic substances. The approximate quantities provided are based on common manufacturing methods. Other manufacturing methods using scheduled substances – or even non-scheduled substances instead of or in addition to scheduled substances – may also be encountered, depending on the geographical location.

*Figure I. Illicit manufacture of cocaine and heroin: scheduled substances and the approximate quantities thereof required for the illicit manufacture of 100 kilograms of cocaine or heroin hydrochloride*



*Note:* The extraction of cocaine from coca leaf and the purification of coca paste and the crude base products of cocaine and heroin require solvents, acids and bases. A wide range of such chemicals are used at all stages of drug manufacture.

Figure II. Illicit manufacture of amphetamine and methamphetamine: scheduled substances and the approximate quantities thereof required for the illicit manufacture of 100 kilograms of amphetamine sulphate and methamphetamine hydrochloride

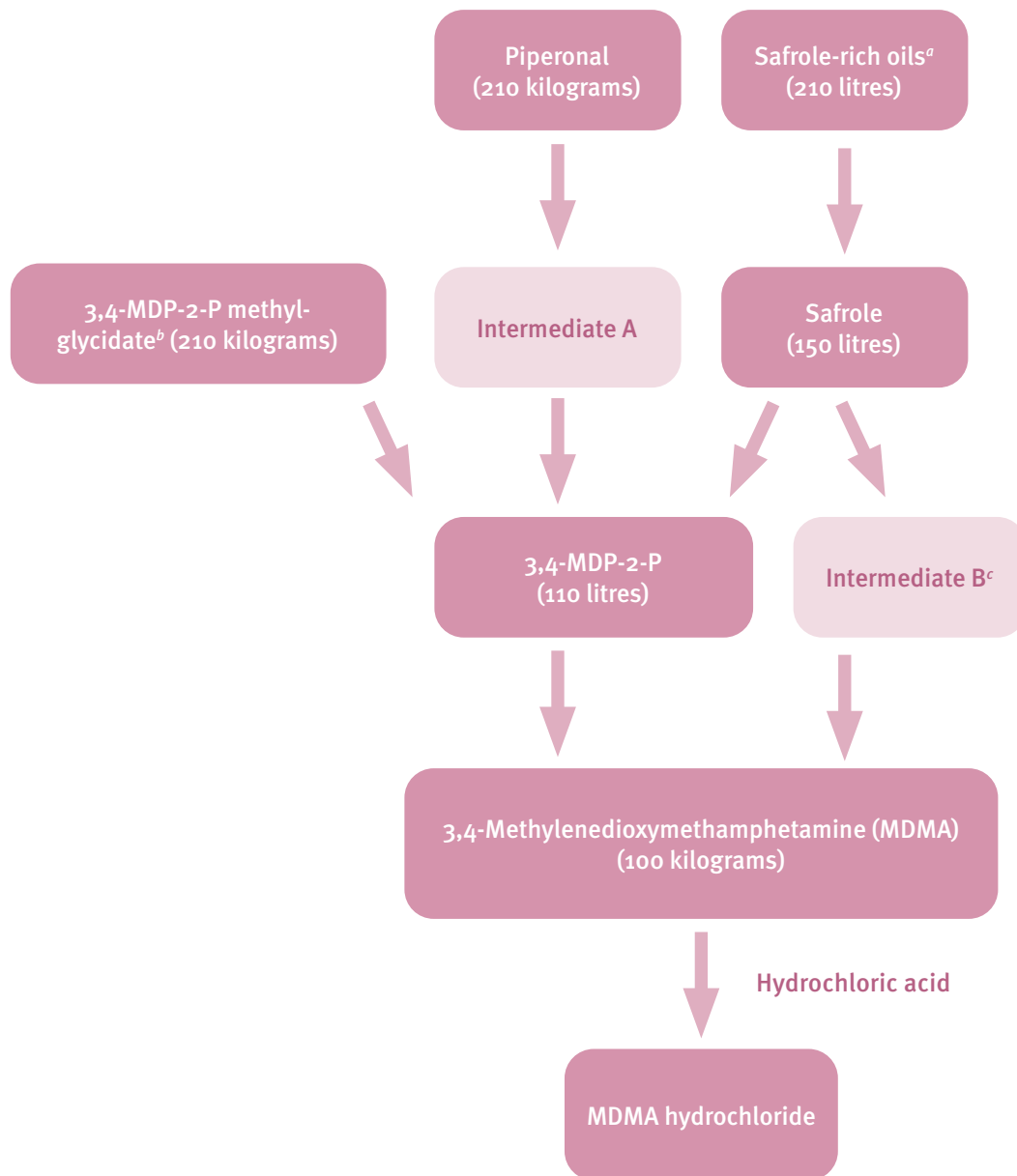


*Note:* Methcathinone, a less commonly encountered amphetamine-type stimulant, can be manufactured from pseudo/ephedrine hydrochloride, requiring the same approximate quantities as methamphetamine to yield 100 kilograms of hydrochloride salt.

<sup>a</sup>The weight range reflects the fact that APAA, APAAN and MAPA are purpose-made designer precursors without recognized legitimate uses and are therefore often impure (street-level quality).

<sup>b</sup>Methods based on 1-phenyl-2-propanone result in racemic d,l-meth/amphetamine, while methods based on ephedrine, pseudoephedrine or norephedrine result in d-meth/amphetamine. In a subsequent step, racemic d,l-meth/amphetamine can be – and actually is – separated in illicit laboratories to also produce d-meth/amphetamine.

Figure III. Illicit manufacture of 3,4-methylenedioxymethamphetamine (MDMA) and related drugs: scheduled substances and the approximate quantities thereof required for the illicit manufacture of 100 kilograms of MDMA



*Note:* Isosafrole, another precursor of MDMA under international control, is not included in this scheme, as it is not commonly encountered as a starting material; it is an intermediate in a modification of methods for manufacturing MDMA from safrole, requiring approximately 300 litres of safrole to manufacture 100 kilograms of MDMA.

<sup>a</sup> Assuming the safrole-rich oils have a safrole content of 75 per cent or higher.

<sup>b</sup> Refers, for the purpose of this scheme, to the methyl ester and salts of 3,4-MDP-2-P methyl glycidic acid (i.e., purpose-made designer precursors without recognized legitimate uses that are therefore often impure (street-level quality)).

<sup>c</sup> The manufacture of 100 kilograms of MDMA via intermediates B would require 200 litres of safrole.

Figure IV. Illicit manufacture of methaqualone and phencyclidine: scheduled substances and the approximate quantities thereof required for the illicit manufacture of 100 kilograms of methaqualone and phencyclidine

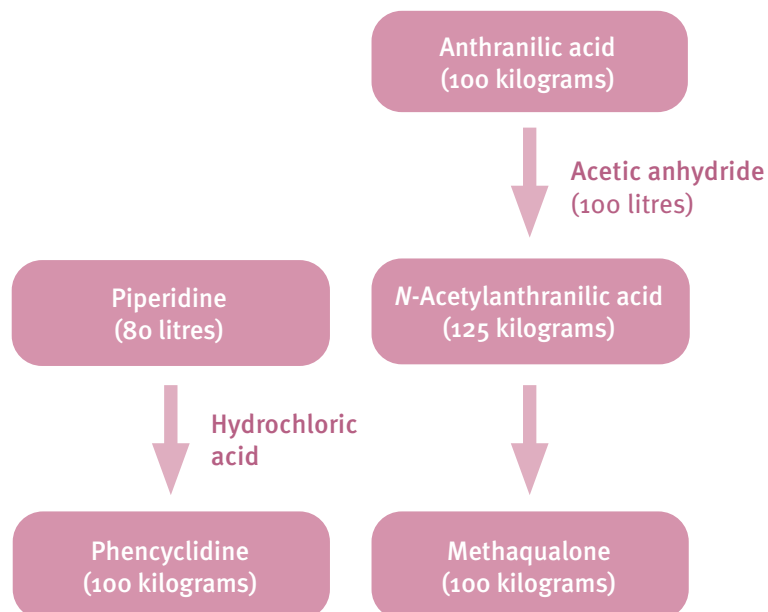
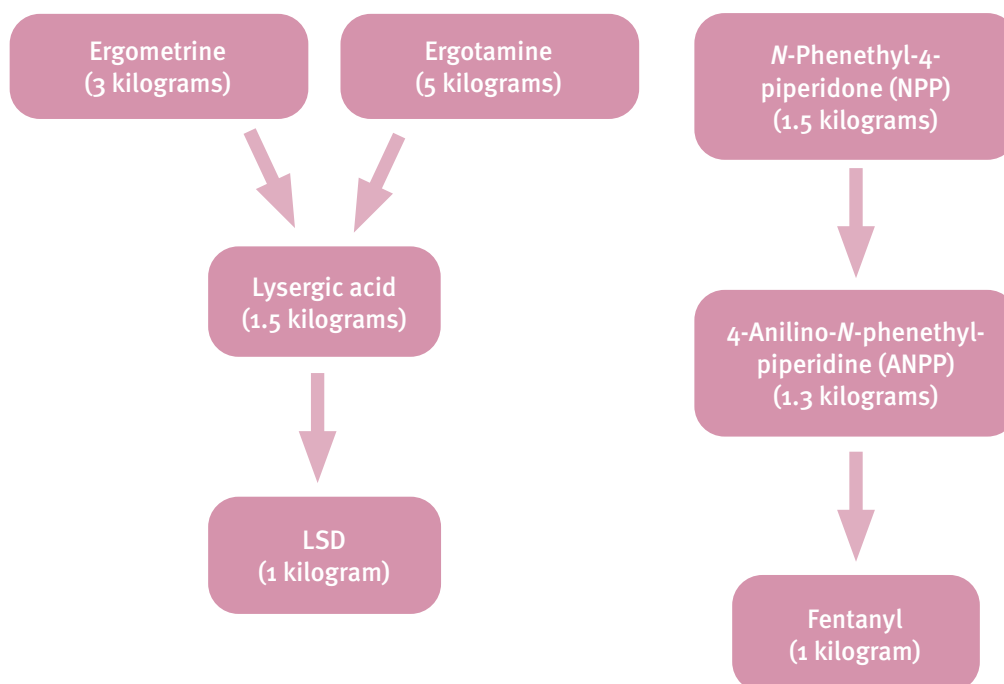


Figure V. Illicit manufacture of lysergic acid diethylamide (LSD) and fentanyl: scheduled substances and the approximate quantities thereof required for the illicit manufacture of 1 kilogram of LSD or fentanyl



## Annex IX

# Licit uses of the substances in Tables I and II of the United Nations Convention against Illicit Traffic in Narcotic Drugs and Psychotropic Substances of 1988

Knowledge of the most common licit uses of substances in Tables I and II of the United Nations Convention against Illicit Traffic in Narcotic Drugs and Psychotropic Substances of 1988, including the processes and end products in which the substances may be used, is essential for the verification of the legitimacy of orders or shipments. The most common licit uses of those substances reported to the International Narcotics Control Board are as follows:

| <i>Substance</i>                                | <i>Licit uses</i>   |
|---|---|
| Acetic anhydride                                | Acetylating and dehydrating agent used in the chemical and pharmaceutical industries for the manufacture of cellulose acetate, for textile sizing agents and cold bleaching activators, for polishing metals and for the production of brake fluids, dyes and explosives      |
| Acetone   | As a common solvent and intermediate for a variety of substances in the chemical and pharmaceutical industries, including plastics, paints, lubricants, varnishes and cosmetics; also used in the manufacture of other solvents, such as chloroform                           |
| <i>N</i> -Acetylanthranilic acid                | Used in the manufacture of pharmaceuticals, plastics and fine chemicals   |
| 4-Anilino- <i>N</i> -phenethylpiperidine (ANPP) | Used in the pharmaceutical industry for the manufacture of fentanyl   |
| Anthranilic acid                                | Chemical intermediate used in the manufacture of dyes, pharmaceuticals and perfumes; also used in the preparation of bird and insect repellents   |
| Ephedrine                                       | Used in the manufacture of bronchodilators (cough medicines)  |
| Ergometrine                                     | Used in the treatment of migraine and as an oxytocic in obstetrics  |
| Ergotamine                                      | Used in the treatment of migraine and as an oxytocic in obstetrics  |
| Ethyl ether                                     | Commonly used solvent in chemical laboratories and in the chemical and pharmaceutical industries; mainly used as an extractant for fats, oils, waxes and resins; also used for the manufacture of munitions, plastics and perfumes and, in medicine, as a general anaesthetic |
| Hydrochloric acid                               | Used in the production of chlorides and hydrochlorides, for the neutralization of basic systems and as a catalyst and solvent in organic synthesis  |
| Isosafrole                                      | Used in the manufacture of piperonal; to modify "oriental perfumes"; to strengthen soap perfumes; in small quantities, together with methyl salicylate, in root beer and sarsaparilla flavours; and as a pesticide  |
| Lysergic acid                                   | Used in organic synthesis   |
| Methyl <i>alpha</i> -phenylacetoacetate (MAPA)  | None, except — in small amounts — for research, development and laboratory analytical purposes  |
| 3,4-Methylenedioxyphenyl-2-propanone            | Used in the manufacture of piperonal and other perfume components   |
| 3,4-MDP-2-P methyl glycidate                    | None, except — in small amounts — for research, development and laboratory analytical purposes  |
| 3,4-MDP-2-P methyl glycidic acid                | None, except — in small amounts — for research, development and laboratory analytical purposes  |
| Methyl ethyl ketone                             | Common solvent; used in the manufacture of coatings, solvents, degreasing agents, lacquers, resins and smokeless powders  |
| Norephedrine                                    | Used in the manufacture of nasal decongestants and appetite suppressants  |

| <i>Substance</i>                               | <i>Licit uses</i>   |
|--|---|
| <i>N</i> -Phenethyl-4-piperidone (NPP)         | Used in the pharmaceutical industry, mainly for the manufacture of fentanyl and carfentanil   |
| Phenylacetic acid                              | Used in the chemical and pharmaceutical industries for the manufacture of phenylacetate esters, amphetamine and some derivatives; also used for the synthesis of penicillins and in fragrance applications and cleaning solutions   |
| <i>alpha</i> -Phenyl-acetoacetamide (APAA)     | None, except — in small amounts — for research, development and laboratory analytical purposes  |
| <i>alpha</i> -Phenyl-acetoacetonitrile (APAAN) | None, except — in small amounts — for research, development and laboratory analytical purposes  |
| 1-Phenyl-2-propanone                           | Used in the chemical and pharmaceutical industries for the manufacture of amphetamine, methamphetamine and some derivatives; also used for the synthesis of propylhexedrine   |
| Piperidine                                     | Commonly used solvent and reagent in chemical laboratories and in the chemical and pharmaceutical industries; also used in the manufacture of rubber products and plastics  |
| Piperonal                                      | Used in perfumery, in cherry and vanilla flavours, in organic synthesis and as a component for mosquito repellent   |
| Potassium permanganate                         | Important reagent in analytical and synthetic organic chemistry; used in bleaching applications, disinfectants, antibacterials and antifungal agents and in water purification  |
| Pseudoephedrine                                | Used in the manufacture of bronchodilators and nasal decongestants  |
| Safrole  | Used in perfumery, for example in the manufacture of piperonal, and for denaturing fats in soap manufacture   |
| Sulphuric acid                                 | Used in the production of sulphates; as an acidic oxidizer; as a dehydrating and purifying agent; for the neutralization of alkaline solutions; as a catalyst in organic synthesis; in the manufacture of fertilizers, explosives, dyestuffs and paper; and as a component of drain and metal cleaners, anti-rust compounds and automobile battery fluids |
| Toluene  | Industrial solvent; used in the manufacture of explosives, dyes, coatings and other organic substances and as a gasoline additive   |

## Annex X

### Treaty provisions for the control of substances frequently used in the illicit manufacture of narcotic drugs and psychotropic substances

1. Article 2, paragraph 8, of the Single Convention on Narcotic Drugs of 1954 as amended by the 1972 Protocol provides that parties shall use their best endeavours to apply to substances which do not fall under the Convention, but which may be used in the illicit manufacture of drugs, such measures of supervision as may be practicable.
2. Article 2, paragraph 9, of the Convention on Psychotropic Substances of 1971 provides that parties shall use their best endeavours to apply to substances which do not fall under the Convention, but which may be used in the illicit manufacture of psychotropic substances, such measures of supervision as may be practicable.
3. Article 12 of the United Nations Convention against Illicit Traffic in Narcotic Drugs and Psychotropic Substances of 1988 contains provisions for the following:
  - (a) General obligation for parties to take measures to prevent diversion of the substances in Tables I and II of the Convention and to cooperate with each other to that end (para. 1);
  - (b) Mechanism for amending the scope of control (paras. 2–7);
  - (c) Requirement to take appropriate measures to monitor manufacture and distribution, to which end parties may control persons and enterprises, control establishments and premises under licence, require permits for manufacture or distribution of substances in Tables I and II and prevent accumulation of such substances (para. 8);
  - (d) Obligation to monitor international trade in order to identify suspicious transactions, to provide for seizures, to notify the authorities of the parties concerned in case of suspicious transactions, to require proper labelling and documentation and to ensure maintenance of such documents for at least two years (para. 9);
  - (e) Mechanism for advance notice of exports of substances in Table I, upon request (para. 10);
  - (f) Confidentiality of information (para. 11);
  - (g) Reporting by parties to the International Narcotics Control Board (para. 12);
  - (h) Report of the Board to the Commission on Narcotic Drugs (para. 13);
  - (i) Non-applicability of the provisions of article 12 to certain preparations (para. 14).



# Annex XI

## Regional groupings

Reference is made throughout the present report to various geographical regions, which are defined as follows:

**Africa:** Algeria, Angola, Benin, Botswana, Burkina Faso, Burundi, Cabo Verde, Cameroon, Central African Republic, Chad, Comoros, Congo, Côte d'Ivoire, Democratic Republic of the Congo, Djibouti, Egypt, Equatorial Guinea, Eritrea, Eswatini, Ethiopia, Gabon, Gambia, Ghana, Guinea, Guinea-Bissau, Kenya, Lesotho, Liberia, Libya, Madagascar, Malawi, Mali, Mauritania, Mauritius, Morocco, Mozambique, Namibia, Niger, Nigeria, Rwanda, Sao Tome and Principe, Senegal, Seychelles, Sierra Leone, Somalia, South Africa, South Sudan, Sudan, Togo, Tunisia, Uganda, United Republic of Tanzania, Zambia and Zimbabwe;

**Central America and the Caribbean:** Antigua and Barbuda, Bahamas, Barbados, Belize, Costa Rica, Cuba, Dominica, Dominican Republic, El Salvador, Grenada, Guatemala, Haiti, Honduras, Jamaica, Nicaragua, Panama, Saint Kitts and Nevis, Saint Lucia, Saint Vincent and the Grenadines, and Trinidad and Tobago;

**North America:** Canada, Mexico and United States of America;

**South America:** Argentina, Bolivia (Plurinational State of), Brazil, Chile, Colombia, Ecuador, Guyana, Paraguay, Peru, Suriname, Uruguay and Venezuela (Bolivarian Republic of);

**East and South-East Asia:** Brunei Darussalam, Cambodia, China, Democratic People's Republic of Korea, Indonesia, Japan, Lao People's Democratic Republic, Malaysia, Mongolia, Myanmar, Philippines, Republic of Korea, Singapore, Thailand, Timor-Leste and Viet Nam;

**South Asia:** Bangladesh, Bhutan, India, Maldives, Nepal and Sri Lanka;

**West Asia:** Afghanistan, Armenia, Azerbaijan, Bahrain, Georgia, Iran (Islamic Republic of), Iraq, Israel, Jordan, Kazakhstan, Kuwait, Kyrgyzstan, Lebanon, Oman, Pakistan, Qatar, Saudi Arabia, State of Palestine, Syrian Arab Republic, Tajikistan, Turkey, Turkmenistan, United Arab Emirates, Uzbekistan and Yemen;

**Europe:**

**Eastern Europe:** Belarus, Republic of Moldova, Russian Federation and Ukraine;

**South-Eastern Europe:** Albania, Bosnia and Herzegovina, Bulgaria, Croatia, Montenegro, North Macedonia, Romania and Serbia;

**Western and Central Europe:** Andorra, Austria, Belgium, Cyprus, Czechia, Denmark, Estonia, Finland, France, Germany, Greece, Holy See, Hungary, Iceland, Ireland, Italy, Latvia, Liechtenstein, Lithuania, Luxembourg, Malta, Monaco, Netherlands, Norway, Poland, Portugal, San Marino, Slovakia, Slovenia, Spain, Sweden, Switzerland and United Kingdom of Great Britain and Northern Ireland;

**Oceania:** Australia, Cook Islands, Fiji, Kiribati, Marshall Islands, Micronesia (Federated States of), Nauru, New Zealand, Niue, Palau, Papua New Guinea, Samoa, Solomon Islands, Tonga, Tuvalu and Vanuatu.