

Annex I

Parties and non-parties to the 1988 Convention, by region

Note: The date on which the instrument of ratification or accession was deposited is indicated in parentheses.

<i>Region</i>	<i>Party to the 1988 Convention</i>		<i>Non-party to the 1988 Convention</i>	
Africa	Algeria (9 May 1995)	Madagascar (12 Mar. 1991)	Angola	Gabon
	Benin (23 May 1997)	Malawi (12 Oct. 1995)	Democratic Republic of the Congo	Liberia
	Botswana (13 Aug. 1996)	Mali (31 Oct. 1995)	Equatorial Guinea	Namibia
	Burkina Faso (2 June 1992)	Mauritania (1 July 1993)		Somalia
	Burundi (18 Feb. 1993)	Mauritius (6 Mar. 2001)		
	Cameroon (28 Oct. 1991)	Morocco (28 Oct. 1992)		
	Cape Verde (8 May 1995)	Mozambique (8 June 1998)		
	Central African Republic (15 Oct. 2001)	Niger (10 Nov. 1992)		
	Chad (9 June 1995)	Nigeria (1 Nov. 1989)		
	Comoros (1 Mar. 2000)	Rwanda (13 May 2002)		
	Congo (3 Mar. 2004)	Sao Tome and Principe (20 June 1996)		
	Côte d'Ivoire (25 Nov. 1991)	Senegal (27 Nov. 1989)		
	Djibouti (22 Feb. 2001)	Seychelles (27 Feb. 1992)		
	Egypt (15 Mar. 1991)	Sierra Leone (6 June 1994)		

<i>Region</i>	<i>Party to the 1988 Convention</i>	<i>Non-party to the 1988 Convention</i>
Eritrea (30 Jan. 2002)	South Africa (14 Dec. 1998)	
Ethiopia (11 Oct. 1994)	Sudan (19 Nov. 1993)	
Gambia (23 Apr. 1996)	Swaziland (8 Oct. 1995)	
Ghana (10 Apr. 1990)	Togo (1 Aug. 1990)	
Guinea (27 Dec. 1990)	Tunisia (20 Sept. 1990)	
Guinea-Bissau (27 Oct. 1995)	Uganda (20 Aug. 1990)	
Kenya (19 Oct. 1992)	United Republic of Tanzania (17 Apr. 1996)	
Lesotho (28 Mar. 1995)	Zambia (28 May 1993)	
Libyan Arab Jamahiriya (22 July 1996)	Zimbabwe (30 July 1993)	
<i>Regional total</i>		
53	46	7

<i>Region</i>	<i>Party to the 1988 Convention</i>	<i>Non-party to the 1988 Convention</i>
Americas	Antigua and Barbuda (5 Apr. 1993)	Haiti (18 Sept. 1995)
	Argentina (10 June 1993)	Honduras (11 Dec. 1991)
	Bahamas (30 Jan. 1989)	Jamaica (29 Dec. 1995)
	Barbados (15 Oct. 1992)	Mexico (11 Apr. 1990)
	Belize (24 July 1996)	Nicaragua (4 May 1990)
	Bolivia (20 Aug. 1990)	Panama (13 Jan. 1994)
	Brazil (17 July 1991)	Paraguay (23 Aug. 1990)
	Canada (5 July 1990)	Peru (16 Jan. 1992)
	Chile (13 Mar. 1990)	Saint Kitts and Nevis (19 Apr. 1995)
	Colombia (10 June 1994)	Saint Lucia (21 Aug. 1995)
	Costa Rica (8 Feb. 1991)	Saint Vincent and the Grenadines (17 May 1994)
	Cuba (12 June 1996)	Suriname (28 Oct. 1992)
	Dominica (30 June 1993)	Trinidad and Tobago (17 Feb. 1995)
	Dominican Republic (21 Sept. 1993)	United States of America (20 Feb. 1990)
	Ecuador (23 Mar. 1990)	Uruguay (10 Mar. 1995)
	El Salvador (21 May 1993)	Venezuela (16 July 1991)
	Grenada (10 Dec. 1990)	

<i>Region</i>	<i>Party to the 1988 Convention</i>	<i>Non-party to the 1988 Convention</i>
Guatemala (28 Feb. 1991)		
Guyana (19 Mar. 1993)		
<i>Regional total</i>		
35	35	0

<i>Region</i>	<i>Party to the 1988 Convention</i>		<i>Non-party to the 1988 Convention</i>	
Asia	Afghanistan (14 Feb. 1992)	Maldives (7 Sept. 2000)	Cambodia	Timor-Leste
	Armenia (13 Sept. 1993)	Mongolia (25 June 2003)	Democratic People's Republic of Korea	
	Azerbaijan (22 Sept. 1993)	Myanmar (11 June 1991)		
	Bahrain (7 Feb. 1990)	Nepal (24 July 1991)		
	Bangladesh (11 Oct. 1990)	Oman (15 Mar. 1991)		
	Bhutan (27 Aug. 1990)	Pakistan (25 Oct. 1991)		
	Brunei Darussalam (12 Nov. 1993)	Philippines (7 June 1996)		
	China (25 Oct. 1989)	Qatar (4 May 1990)		
	Georgia (8 Jan. 1998)	Republic of Korea (28 Dec. 1998)		
	India (27 Mar. 1990)	Saudi Arabia (9 Jan. 1992)		
	Indonesia (23 Feb. 1999)	Singapore (23 Oct. 1997)		
	Iran (Islamic Republic of) (7 Dec. 1992)	Sri Lanka (6 June 1991)		
	Iraq (22 July 1998)	Syrian Arab Republic (3 Sept. 1991)		
	Israel (20 Mar. 2002)	Tajikistan (6 May 1996)		
	Japan (12 June 1992)	Thailand (3 May 2002)		
	Jordan (16 Apr. 1990)	Turkey (2 Apr. 1996)		
	Kazakhstan (29 Apr. 1997)	Turkmenistan (21 Feb. 1996)		

<i>Region</i>	<i>Party to the 1988 Convention</i>	<i>Non-party to the 1988 Convention</i>
Kuwait (3 Nov. 2000)	United Arab Emirates (12 Apr. 1990)	
Kyrgyzstan (7 Oct. 1994)	Uzbekistan (24 Aug. 1995)	
Lao People's Democratic Republic (1 Oct. 2004)	Viet Nam (4 Nov. 1997)	
Lebanon (11 Mar. 1996)	Yemen (25 Mar. 1996)	
Malaysia (11 May 1993)		
<i>Regional total</i>		
46	43	3

<i>Region</i>	<i>Party to the 1988 Convention</i>	<i>Non-party to the 1988 Convention</i>		
Europe	European Union ^a (31 Dec. 1990)	Lithuania (8 June 1998)	Holy See Liechtenstein	Switzerland
	Albania (27 July 2001)	Luxembourg (29 Apr. 1992)		
	Andorra (23 July 1999)	Malta (28 Feb. 1996)		
	Austria (11 July 1997)	Monaco (23 Apr. 1991)		
	Belarus (15 Oct. 1990)	Netherlands (8 Sept. 1993)		
	Belgium (25 Oct. 1995)	Norway (14 Nov. 1994)		
	Bosnia and Herzegovina (1 Sept. 1993)	Poland (26 May 1994)		
	Bulgaria (24 Sept. 1992)	Portugal (3 Dec. 1991)		
	Croatia (26 July 1993)	Republic of Moldova (15 Feb. 1995)		
	Cyprus (25 May 1990)	Romania (21 Jan. 1993)		
	Czech Republic (30 Dec. 1993)	Russian Federation (17 Dec. 1990)		
	Denmark (19 Dec. 1991)	San Marino (10 Oct. 2000)		
	Estonia (12 July 2000)	Serbia and Montenegro (3 Jan. 1991)		
	Finland (15 Feb. 1994)	Slovakia (28 May 1993)		
	France (31 Dec. 1990)	Slovenia (6 July 1992)		
	Germany (30 Nov. 1993)	Spain (13 Aug. 1990)		
	Greece (28 Jan. 1992)	Sweden (22 July 1991)		

<i>Region</i>	<i>Party to the 1988 Convention</i>	<i>Non-party to the 1988 Convention</i>
Hungary (15 Nov. 1996)	The former Yugoslav Republic of Macedonia (13 Oct. 1993)	
Iceland (2 Sept. 1997)	Ukraine (28 Aug. 1991)	
Ireland (3 Sept. 1996)	United Kingdom of Great Britain and Northern Ireland (28 June 1991)	
Italy (31 Dec. 1990)		
Latvia (25 Feb. 1994)		
<i>Regional total</i>		
45	42	3

^a Extent of competence: article 12.

<i>Region</i>	<i>Party to the 1988 Convention</i>	<i>Non-party to the 1988 Convention</i>
Oceania	Australia (10 Nov. 1992)	Tonga (29 Apr. 1996)
	Fiji (25 Mar. 1993)	Kiribati Marshall Islands Nauru Palau Papua New Guinea Samoa
	Micronesia (Federated States of) (6 July 2004)	Solomon Islands Tuvalu Vanuatu
	New Zealand (16 Dec. 1998)	
<i>Regional total</i>		
14	5	9
<i>World total</i>		
193	171	22

Annex II

Submission of information by Governments pursuant to article 12 of the 1988 Convention (form D) for the years 1999-2003

Notes: The names of non-metropolitan territories and special administrative regions are in italics.

A blank signifies that form D was not received.

X signifies that a completed form D (or equivalent report) was submitted, including nil returns.

Entries for parties to the 1988 Convention (and for the years that they have been parties) are shaded.

<i>Country or territory</i>	1999	2000	2001	2002	2003
Afghanistan		X			
Albania					
Algeria	X	X	X	X	X
Andorra	X	X	X	X	X
Angola					
<i>Anguilla^a</i>	X	X	X	X	
Antigua and Barbuda	X	X	X	X	
Argentina	X	X	X		
Armenia			X	X	X
<i>Aruba^a</i>					
<i>Ascension Island</i>	X	X	X	X	X
Australia	X	X	X	X	X
Austria	X	X	X	X	X
Azerbaijan		X	X	X	X
Bahamas					
Bahrain	X	X	X	X	
Bangladesh			X	X	X
Barbados	X	X	X	X	X
Belarus	X	X	X	X	X
Belgium	X	X	X	X	X
Belize				X	
Benin	X	X	X	X	X
<i>Bermuda^a</i>	X	X			
Bhutan		X			X
Bolivia	X	X	X	X	X
Bosnia and Herzegovina			X	X	
Botswana	X	X	X	X	X
Brazil	X			X	X
<i>British Virgin Islands^a</i>					
Brunei Darussalam	X	X	X	X	X
Bulgaria	X	X	X	X	X
Burkina Faso	X			X	X
Burundi					
Cambodia					
Cameroon		X	X	X	

Country or territory	1999	2000	2001	2002	2003
Canada	X		X		X
Cape Verde			X	X	X
<i>Cayman Islands</i> ^a	X				
Central African Republic			X		
Chad	X			X	X
Chile	X	X	X	X	X
China	X	X		X	X
<i>Hong Kong SAR</i>	X	X	X	X	X
<i>Macao SAR</i>	X	X	X	X	X
<i>Christmas Island</i> ^a	X ^b	X ^b	X ^b	X ^b	X ^b
<i>Cocos (Keeling) Islands</i> ^a	X ^b	X ^b	X ^b	X ^b	X ^b
Colombia	X	X	X	X	X
Comoros					X
Congo	X	X	X	X	X
Cook Islands	X	X	X	X	X
Costa Rica	X	X	X	X	X
Côte d'Ivoire	X	X	X		
Croatia	X	X	X		X
Cuba	X	X	X	X	
Cyprus	X	X	X	X	X
Czech Republic	X	X	X	X	X
Democratic People's Republic of Korea			X		X
Democratic Republic of the Congo	X	X			X
Denmark	X	X	X	X	X
Djibouti					
Dominica					
Dominican Republic	X				
Ecuador	X	X	X	X	X
Egypt	X	X		X	X
El Salvador	X	X	X	X	X
Equatorial Guinea					
Eritrea	X			X	X
Estonia	X	X	X	X	X
Ethiopia	X	X	X	X	X
<i>Falkland Islands (Malvinas)</i>	X	X		X	X
Fiji	X	X	X		
Finland	X	X	X	X	X
France	X	X	X	X	X
<i>French Polynesia</i> ^a	X ^c	X ^c	X ^c	X ^c	X ^c
Gabon					
Gambia					
Georgia				X	X
Germany	X	X	X	X	X
Ghana	X	X		X	
<i>Gibraltar</i>					
Greece	X	X	X	X	X
Grenada	X	X	X	X	
Guatemala	X	X	X	X	X
Guinea					
Guinea-Bissau			X	X	
Guyana	X	X		X	

Country or territory	1999	2000	2001	2002	2003
Haiti					X
Honduras	X				
Hungary	X	X	X	X	X
Iceland	X	X	X	X	X
India	X	X	X	X	
Indonesia	X	X	X	X	X
Iran (Islamic Republic of)	X			X	X
Iraq		X	X		X
Ireland	X	X	X	X	X
Israel	X	X	X	X	X
Italy	X	X	X	X	X
Jamaica	X	X	X	X	X
Japan	X	X	X	X	X
Jordan	X	X	X		X
Kazakhstan	X ^d	X	X	X	
Kenya		X	X	X	X
Kiribati	X	X	X		
Kuwait					
Kyrgyzstan	X	X	X	X	X
Lao People's Democratic Republic	X	X	X	X	X
Latvia	X	X	X	X	X
Lebanon			X	X	X
Lesotho					
Liberia					
Libyan Arab Jamahiriya					
Lithuania	X	X	X	X	X
Luxembourg	X	X	X	X	X
Madagascar					
Malawi					
Malaysia	X	X	X	X	X
Maldives			X		X
Mali		X	X	X	X
Malta		X	X	X	X
Marshall Islands					
Mauritania		X	X		X
Mauritius	X	X	X	X	X
Mexico	X	X	X	X	X
Micronesia (Federated States of)					X
Monaco	X	X	X	X	X
Mongolia		X	X	X	
Montserrat ^a		X		X	
Morocco	X				
Mozambique					
Myanmar	X	X	X	X	X
Namibia					
Nauru			X		
Nepal	X		X	X	X
Netherlands	X	X	X	X	X
Netherlands Antilles ^a					
New Caledonia ^a	X ^c	X ^c	X ^c	X ^c	X ^c
New Zealand	X	X			

<i>Country or territory</i>	<i>1999</i>	<i>2000</i>	<i>2001</i>	<i>2002</i>	<i>2003</i>
Nicaragua	X	X	X	X	X
Niger					
Nigeria	X	X	X	X	X
Norfolk Island ^a	X ^b	X ^b	X ^b	X ^b	X ^b
Norway	X	X		X	X
Oman	X	X		X	
Pakistan	X	X	X	X	
Palau	X		X	X	X
Panama	X	X	X	X	X
Papua New Guinea					
Paraguay	X	X	X	X	X
Peru	X	X	X	X	X
Philippines			X	X	
Poland	X	X	X	X	X
Portugal	X	X	X	X	X
Qatar			X		
Republic of Korea	X		X	X	X
Republic of Moldova					
Romania	X	X	X	X	X
Russian Federation	X	X		X	X
Rwanda		X	X		X
<i>Saint Helena</i>	X	X	X	X	X
Saint Kitts and Nevis					
Saint Lucia					
Saint Vincent and the Grenadines		X	X	X	X
Samoa		X			
San Marino					
Sao Tome and Principe	X	X	X	X	X
Saudi Arabia	X		X	X	X
Senegal	X	X	X	X	X
Serbia and Montenegro ^d					
Seychelles				X	X
Sierra Leone					
Singapore	X	X	X	X	X
Slovakia	X	X	X	X	X
Slovenia	X	X	X	X	X
Solomon Islands			X	X	X
Somalia					
South Africa	X	X	X	X	X
Spain	X	X	X	X	X
Sri Lanka	X	X	X	X	X
Sudan					
Suriname	X	X		X	X
Swaziland			X		
Sweden	X	X	X	X	X
Switzerland	X	X	X	X	X
Syrian Arab Republic	X		X	X	X
Tajikistan	X	X	X	X	X
Thailand	X	X	X	X	X
The former Yugoslav Republic of Macedonia				X	
Timor-Leste					

Country or territory	1999	2000	2001	2002	2003
Togo		X	X		
Tonga				X	
Trinidad and Tobago	X	X		X	X
<i>Tristan da Cunha</i>		X	X	X	X
Tunisia	X	X	X	X	X
Turkey	X	X	X	X	X
Turkmenistan	X ^e				
<i>Turks and Caicos Islands</i> ^a	X		X		
Tuvalu		X	X		X
Uganda	X	X	X		X
Ukraine	X	X	X	X	X
United Arab Emirates	X		X	X	X
United Kingdom	X	X	X	X	X
United Republic of Tanzania	X	X	X	X	X
United States of America	X	X	X	X	X
Uruguay		X	X		
Uzbekistan	X	X	X	X	X
Vanuatu	X		X		X
Venezuela	X	X	X	X	X
Viet Nam	X	X	X	X	X
<i>Wallis and Futuna Islands</i> ^a	X ^c	X ^c	X ^c	X ^c	X ^c
Yemen					
Zambia	X	X	X		X
Zimbabwe					
Total number of governments that submitted form D ^f	135	134	140	138	135
Total number of Governments requested to provide information	211	211	211	212	212

^a Territorial application of the 1988 Convention has been confirmed by the authorities concerned.

^b Information was provided by Australia.

^c Information was provided by France.

^d Following the adoption and promulgation of the Constitutional Charter of Serbia and Montenegro by the Assembly of the Federal Republic of Yugoslavia on 4 February 2003 and earlier by the Republic of Serbia and the Republic of Montenegro, the name of the State of the Federal Republic of Yugoslavia has been changed to "Serbia and Montenegro".

^e Information was provided by the Russian Federation.

^f In addition, the Commission of the European Communities has submitted form D for the years 1993-2003.

Annex III

Seizures of substances in Tables I and II of the 1988 Convention as reported to the International Narcotics Control Board

1. Tables A.1 and A.2, presented below, show information on seizures of the substances included in Tables I and II of the United Nations Convention against Illicit Traffic in Narcotic Drugs and Psychotropic Substances of 1988, furnished to the International Narcotics Control Board by Governments in accordance with article 12, paragraph 12.

2. The tables include data on domestic seizures and on seizures effected at the point of entry or exit. They do not include reported seizures of substances where it is known that they were not intended for the illicit manufacture of drugs (for example, seizures effected because of administrative shortcomings, or seizures of ephedrine/pseudoephedrine preparations to be used as stimulants). Stopped shipments are also not included. The information may include data not submitted by Governments on form D.

Units of measure and conversion factors

3. Units of measure are indicated for every substance. Fractions of full units are not listed in the table; the figures are, however, rounded.

4. For several reasons, quantities of individual substances seized are reported to the Board using different units; one country may report seizures of acetic anhydride in litres, another in kilograms.

5. To enable a proper comparison of collected information, it is important that all data are collated in a standard format. To simplify the necessary standardization process, figures are given in grams or kilograms where the substance is a solid, and in litres where the substance (or its most common form) is a liquid.

6. Seizures of solids reported to the Board in litres have not been converted into kilograms, and are not included in the table, since the actual quantity of substance in solution is not known.

7. For seizures of liquids, quantities reported in kilograms have been converted into litres using the following factors:

<i>Substance</i>	<i>Conversion factor (kilograms to litres)^a</i>
Acetic anhydride	0.926
Acetone	1.269
Ethyl ether	1.408
Hydrochloric acid (39.1% solution)	0.833
Isosafrole	0.892
3,4-methylenedioxyphenyl-2-propanone	0.833
Methyl ethyl ketone	1.242

<i>Substance</i>	<i>Conversion factor (kilograms to litres)^a</i>
1-phenyl-2-propanone	0.985
Safrole	0.912
Sulphuric acid (concentrated solution)	0.543
Toluene	1.155

^a Derived from density (*The Merck Index* (Rahway, New Jersey, Merck, 1989)).

8. As an example, to convert 1,000 kilograms of methyl ethyl ketone into litres, multiply by 1.242, i.e. $1,000 \times 1.242 = 1,242$ litres.

9. For the conversion of gallons to litres it has been assumed that in Colombia the United States gallon is used, with 3.785 litres to the gallon, and in Myanmar the imperial gallon, with 4.546 litres to the gallon.

10. In those cases where reported quantities have been converted, the converted figures are listed in the table in italics.

11. The names of territories appear in italics in the table.

12. A dash (–) signifies nil (the report did not include data on seizures of the particular substance in the reporting year).

13. A degree symbol (°) signifies less than the smallest unit of measurement shown for that substance (for example, less than 1 kilogram).

14. Discrepancies may occur with the regional total seizure figures and the world total figures because of rounding to whole numbers of the actual quantities seized.

Table A.1
Seizures of substances in Table I of the 1988 Convention, as reported to the International Narcotics Control Board

Country or territory, by region	Acetic anhydride ^e (litres)	N-acetylanthranilic acid (kilograms)	Ephedrine (kilograms)	Ergometrine (grams)	Ergotamine (grams)	Isosafrole (litres)	Lysergic acid (grams)	3,4-MDP-2-P (litres)	1-phenyl-2-propanone (litres)	Norephedrine (kilograms)	Piperonal (grams)	Potassium permanganate ^a (kilograms)	Pseudoephedrine (kilograms)	Safrole (litres)
Africa														
Algeria	2000	-	-	-	-	-	-	-	-	-	2 000 000	-	150	-
Côte d'Ivoire	2000	-	-	-	-	-	-	-	-	-	-	-	-	-
	2001	-	-	61 ^b	-	-	-	-	-	-	-	-	-	-
Mali	2003	-	-	°	-	-	-	-	-	-	-	-	-	-
South Africa	1999	3	-	1	-	°	-	°	-	-	-	50	-	7
	2000	-	-	°	-	-	-	-	-	1	-	-	-	-
	2001	8	-	13	-	-	-	-	-	-	-	-	-	4
	2002	35 000	-	-	-	-	-	1 200	-	-	-	-	-	-
	2003	7 200	-	50	-	-	-	-	-	-	-	-	-	-
Zambia	2000	-	-	°	-	-	-	-	-	-	-	-	-	-
2001	-	-	1	-	-	-	-	-	-	-	-	-	-	-
Total region	1999	3	0	1	0	°	0	°	0	0	0	50	0	7
2000	0	0	°	0	0	0	0	0	0	1	2 000 000	0	150	0
2001	8	0	75	0	0	0	0	0	0	0	0	0	0	4
2002	35 000	0	0	0	0	0	0	1 200	0	0	0	0	0	0
2003	7 200	0	50	0	0	0	0	0	0	0	0	0	0	0
Americas														
Central America														
Guatemala	2003	-	-	104	-	-	-	-	-	-	-	-	-	-

Country or territory, by region	Acetic anhydride ^a (litres)	N-acetylanthranilic acid (kilograms)	Ephedrine (kilograms)	Ergometrine (grams)	Ergotamine (grams)	Isosafrole (litres)	Lysergic acid (grams)	3,4-MDP-2-P (litres)	1-phenyl-2-propanone (litres)	Norephedrine (kilograms)	Piperonal (grams)	Potassium permanganate ^b (kilograms)	Pseudoephedrine (kilograms)	Safrole (litres)
Panama	1999	598	-	-	-	-	-	-	-	-	-	350	-	-
Total subregion	1999	598	0	0	0	0	0	0	0	0	0	350	0	0
	2003	0	104	0	0	0	0	0	0	0	0	0	0	0
North America														
Canada	2003	-	4	-	-	-	-	-	-	-	-	-	8 000	-
Mexico	1999	0	365	-	-	-	-	-	-	362 000	-	-	348	-
	2000	-	560	-	-	-	-	-	-	1 000	-	-	63	-
	2001	5	1	-	-	-	-	-	-	-	1	-	121	-
	2002	-	0	-	-	-	-	-	0	10 000 000	-	-	3 032	-
	2003	-	0	-	-	-	-	-	-	-	-	-	3 381	-
United States	1999	7	425	-	-	84	-	1	450	17	-	8	3 103	2
	2000	1	370	-	7	-	269	-	40	131	1 091	11	45 065	8
	2001	27	311	-	45	-	-	14	11	1	-	514	21 987	114
	2002	366	6 858	-	-	2	680	33	349	15	1 892 480	4 207	142 512	6
	2003	20	483	-	-	-	-	-	18	-	-	12	5 165	109
Total subregion	1999	605	790	0	0	84	0	1	450	17	362 000	358	3 451	2
	2000	1	930	0	7	0	269	0	40	131	2 091	11	45 128	8
	2001	32	312	0	45	0	0	14	11	1	0	515	22 108	114
	2002	366	6 858	0	0	2	680	33	349	15	11 892 480	4 207	145 544	6
	2003	20	487	0	0	0	0	0	18	0	0	12	16 546	109

Country or territory, by region	Acetic anhydride ^a (litres)	N-acetylanthrannilic acid (kilograms)	Ephedrine (kilograms)	Ergometrine (grams)	Ergotamine (grams)	Isosafrole (litres)	Lysergic acid (grams)	3,4-MDP-2-P (litres)	1-phenyl-2-propanone (litres)	Norephedrine (kilograms)	Pipronal (grams)	Potassium permanganate ^b (kilograms)	Pseudoephedrine (kilograms)	Safrole (litres)
South America														
Argentina	1999	-	-	-	-	-	-	-	-	-	-	2 830	-	-
	2000	2 233	-	-	-	-	-	-	-	-	-	3	-	-
	2001	-	-	-	-	-	-	-	-	-	-	89	-	-
Bolivia	1998	-	-	-	-	-	-	-	-	-	-	39	-	-
	1999	-	-	-	-	-	-	-	-	-	-	82	-	-
	2001	-	-	-	-	-	-	-	-	-	-	33	-	-
Brazil	1999	-	-	-	-	-	-	-	-	-	-	3 518	-	-
	2003	-	-	-	-	-	-	-	-	-	-	4	-	-
Colombia	1999	9 917	-	-	-	-	-	-	-	-	-	71 193	-	-
	2000	275	-	-	-	-	-	-	-	-	-	70 801	-	-
	2001	10 855	-	-	-	-	-	-	-	-	-	50 186	-	-
	2002	1 045	-	-	-	-	-	-	-	-	220 000	79 559	-	-
Ecuador	1999	2	-	-	-	-	-	-	-	-	-	397	-	-
	2000	-	-	-	-	-	-	-	-	-	-	127	-	-
	2001	-	-	-	-	-	-	-	-	-	-	349	-	-
	2002	11	-	-	-	-	-	-	-	-	-	54	-	-
	2003	-	-	-	-	-	-	-	-	-	-	16	-	-
Peru	1999	19	-	-	-	-	-	-	-	-	-	150	-	-
	2000	-	-	-	-	-	-	-	-	-	-	345	-	-
	2001	-	-	-	-	-	-	-	-	-	-	140	-	-
	2002	-	-	-	-	-	-	-	-	-	-	482	-	-
	2003	-	-	-	-	-	-	-	-	-	-	277	-	-
Venezuela	1999	-	-	-	-	-	-	-	-	-	-	73 510	-	-
	2000	840	-	-	-	-	-	-	-	-	-	300	-	-
	2001	-	-	-	-	-	-	-	-	-	-	223	-	-

Country or territory, by region	Acetic anhydride ^a (litres)	N-acetylanthranilic acid (kilograms)	Ephedrine (kilograms)	Ergometrine (grams)	Ergotamine (grams)	Isosafrole (litres)	Lysergic acid (grams)	3,4-MDP-2-P (litres)	1-phenyl-2-propanone (litres)	Norpheдрine (kilograms)	Piperonal (grams)	Potassium permanganate ^b (kilograms)	Pseudoephedrine (kilograms)	Safrole (litres)
Total subregion														
1999	9 938	0	0	0	0	0	0	0	0	0	0	151 680	0	0
2000	3 348	0	0	0	0	0	0	0	0	0	0	71 576	0	0
2001	10 855	0	0	0	0	0	0	0	0	0	0	51 020	0	0
2002	1 056	0	0	0	0	0	0	0	0	0	220 000	80 095	0	0
2003	0	0	0	0	0	0	0	0	0	0	0	297	0	0
Asia														
East and South-East Asia														
China^c														
1999	19 091	-	8 800	-	-	-	-	-	-	-	-	-	-	-
2000	31 985	-	10 150	-	-	-	-	-	-	-	-	5 000	-	-
2001	-	-	2 500	-	-	-	-	-	-	-	-	-	-	-
2002	36 957	-	3 000	-	-	-	-	-	-	-	-	1 050	-	-
2003	15 100	-	5 800	-	-	-	-	-	-	-	-	50	-	-
Hong Kong SAR^d														
1999	-	-	-	-	-	-	-	-	-	-	4 200 000	40	-	0
2000	-	-	0	-	-	-	-	-	-	-	-	2	-	-
2001	0	-	1	-	-	-	-	-	197	-	-	-	-	-
2002	0	-	-	-	-	-	-	-	-	-	-	-	-	-
Myanmar														
1999	1 620	-	6 485	-	-	-	-	-	-	-	-	-	-	-
2000	2 429	-	2 670	-	-	-	-	-	-	-	-	-	-	-
2001	12 318	-	3 922	-	-	-	-	-	-	-	-	-	-	-
2002	2 953	-	1 724	-	-	-	-	-	-	-	-	-	-	-
2003	2 562	-	308	-	-	-	-	-	-	-	-	-	-	-
Philippines														
2001	-	-	604	-	-	-	-	-	-	-	-	-	-	-
2002	-	-	1 453	-	-	-	-	-	-	-	-	-	-	-
Republic of Korea														
1999	-	-	2	-	-	-	-	-	-	-	-	-	-	-

Country or territory, by region	Acetic anhydride ^a (litres)	N-acetylanthranilic acid (kilograms)	Ephedrine (kilograms)	Ergometrine (grams)	Ergotamine (grams)	Isosafrole (litres)	Lysergic acid (grams)	3,4-MDP-2-P (litres)	1-phenyl-2-propanone (litres)	Norephedrine (kilograms)	Piperonal (grams)	Potassium permanganate ^b (kilograms)	Pseudoephedrine (kilograms)	Safrole (litres)
Iran (Islamic Republic of)														
2000	15 678													
2001	20 440													
Kazakhstan														
2001	23		°											
2002	5		1									2		
Pakistan														
1999	422													
2000	43													
Syrian Arab Republic														
2001	2 639													
Turkey														
1999	29 306													
2000	33 692													
2001	47 602											2		
2002	36 446													
2003	9 669													
Turkmenistan														
1999	13 946													
Total subregion														
1999	43 674	0	0	0	0	0	0	0	0	0	0	0	0	0
2000	49 413	0	0	0	0	0	0	0	0	0	0	2	0	0
2001	70 715	0	°	0	0	0	0	0	0	0	0	0	0	°
2002	36 464	0	1	0	0	0	0	0	0	0	0	2	0	0
2003	9 670	0	0	0	0	0	0	0	0	0	0	103	0	0
Europe														
States not members of the European Union														
Belarus														
1999	–		3											
2003	3 340													

Country or territory, by region	Acetic anhydride ^a (litres)	N-acetylanthranilic acid (kilograms)	Ephedrine (kilograms)	Ergometrine (grams)	Ergotamine (grams)	Isosafrole (litres)	Lysergic acid (grams)	3,4-MDP-2-P (litres)	1-phenyl-2-propanone (litres)	Norephedrine (kilograms)	Piperonal (grams)	Potassium permanganate ^a (kilograms)	Pseudoephedrine (kilograms)	Safrole (litres)
Bosnia and Herzegovina														
2003	73 154	-	-	-	-	-	-	-	-	-	-	-	-	-
Bulgaria														
1999	2 233	-	-	-	-	-	-	45	-	-	-	-	-	-
2000	9 891	-	1	-	-	-	-	-	-	-	-	-	-	-
2001	-	-	-	-	-	-	-	285	-	-	-	-	-	-
2002	-	-	^a	-	-	-	-	-	-	-	-	-	-	-
2003	950	-	6	-	-	-	-	-	-	-	-	-	-	-
Norway														
2002	-	-	^a	-	-	-	-	-	-	-	-	-	-	-
Romania														
1999	43 522	-	-	-	-	-	-	-	-	-	-	-	-	-
2000	1 540	-	-	-	-	-	-	-	140	-	-	-	-	-
2002	121	-	-	-	-	17	-	22	31	-	-	-	1 887	-
2003	1 348	-	-	-	-	-	-	-	-	-	-	50	1 893	-
Russian Federation														
1999	1 971	-	133	-	-	-	11	-	-	-	-	-	-	-
2000	3	-	3 040	-	-	-	-	-	-	-	-	-	-	-
2003	493	47	271	-	12 400	-	-	-	-	-	-	-	-	-
The former Yugoslav Republic of Macedonia														
2003	370	-	-	-	-	-	-	-	-	-	-	-	-	-
Ukraine														
1999	13	-	28	3	1	-	-	-	-	-	-	8	-	-
2000	110	-	3	-	-	-	-	-	°	°	-	7	-	-
2001	121	-	4	-	-	-	-	-	-	-	-	118	2	-
2002	1 736	-	1 110	-	-	-	-	-	-	-	-	4	°	-
2003	254	-	469	15	-	-	-	-	-	-	-	24	1	-

Country or territory, by region	Acetic anhydride ^a (litres)	N-acetylanthranilic acid (kilograms)	Ephedrine (kilograms)	Ergometrine (grams)	Ergotamine (grams)	Isosafrole (litres)	Lysergic acid (grams)	3,4-MDP-2-P (litres)	1-phenyl-2-propanone (litres)	Norephedrine (kilograms)	Piperonal (grams)	Potassium permanganate ^b (kilograms)	Pseudoephedrine (kilograms)	Safrole (litres)
European Union														
Austria														
2002	—	—	240	—	—	—	—	—	—	—	—	—	—	—
2003	—	—	—	—	—	—	—	—	—	—	—	—	—	20
Belgium														
1999	—	—	—	—	—	—	—	3	—	—	—	10 000	—	—
2000	—	—	—	—	—	—	—	11 492	1 743	—	3 000	—	—	—
2001	8 671	—	—	—	—	—	—	—	4 000	—	—	—	—	—
2002	—	—	—	—	—	^d	—	^d	^d	—	—	—	—	—
Czech Republic														
1999	—	—	15	—	—	—	—	—	—	—	—	—	—	—
2000	—	—	15	—	—	—	—	—	—	—	—	—	—	—
2001	—	—	22	—	—	—	—	—	—	—	—	—	—	—
2002	—	—	17	—	—	—	—	—	—	—	—	—	—	—
2003	—	—	6	—	—	—	—	128	18	—	—	—	—	44
Estonia														
2000	—	—	°	—	—	—	—	—	°	—	—	—	—	°
2001	—	—	°	—	—	—	—	—	—	—	—	—	—	—
2002	48	—	°	—	—	—	—	—	19	—	—	—	—	1
2003	1	—	—	—	—	—	—	—	18	—	—	—	—	°
Finland														
2001	—	—	^a	—	—	—	—	—	—	—	—	—	—	—
2002	—	—	^a	—	—	—	—	—	—	—	—	—	—	—
2003	—	—	1	—	—	—	—	—	—	—	—	—	—	—
France														
2002	—	—	°	—	—	—	—	—	—	—	—	—	—	—
Germany														
1999	1	—	°	—	—	—	—	—	115	—	30	—	—	°
2000	1	—	5	—	—	—	—	400	°	—	22 490	—	—	6
2001	1 700	—	—	—	—	—	—	75	°	—	4 600 000	1	—	—
2002	—	—	—	—	—	—	—	—	150	—	—	1	—	—
2003	2	—	°	—	—	—	—	—	57	—	—	—	—	°

Country or territory, by region	Year	Acetic anhydride ^a (litres)	N-acetylanthranilic acid (kilograms)	Ephedrine (kilograms)	Ergometrine (grams)	Ergotamine (grams)	Isosafrole (litres)	Lysergic acid (grams)	3,4-MDP-2-P (litres)	1-phenyl-2-propanone (litres)	Norpheдрine (kilograms)	Piperonal (grams)	Potassium permanganate ^b (kilograms)	Pseudoephedrine (kilograms)	Safrole (litres)
Greece	2000	111	-	0	-	-	-	-	-	1 846	-	-	-	-	-
	1999	-	-	-	-	-	-	-	-	110	-	-	-	-	-
	2002	-	-	14	-	-	-	-	-	60	-	-	-	-	-
Italy	2001	16 298	-	-	-	-	-	-	-	-	-	-	33	-	-
	2003	7	-	415	-	-	-	-	-	-	-	-	-	-	-
Latvia	1999	-	-	0	-	-	-	-	-	-	-	-	-	-	-
	2001	-	-	1	-	-	-	-	-	-	-	-	-	-	-
	2002	-	-	0	-	-	-	-	-	-	-	-	-	-	-
	2003	-	-	1	-	-	-	-	-	-	-	-	-	-	20
Lithuania	1999	-	-	7	-	-	-	-	-	-	-	-	-	-	-
	2000	-	-	0	-	-	-	-	0	10	-	-	-	-	-
	2001	-	-	1	-	-	-	-	-	-	-	-	-	-	-
	2002	-	-	0	-	-	-	-	-	-	-	-	-	-	-
	2003	-	-	0	-	-	-	-	-	35	-	-	-	-	-
Netherlands	1999	-	-	-	-	-	-	-	456	600	-	-	-	-	-
	2000	-	-	5	-	-	-	2 555	5	-	-	-	-	-	39 724
	2001	-	-	-	-	-	-	10 961	18 238	-	-	-	-	-	225
	2002	-	-	-	-	-	20	8 030	1 228	-	-	-	-	-	15
	2003	-	-	-	-	5 000	-	5 360	6 000	-	-	-	-	-	-
Poland	2000	-	-	-	-	-	-	-	-	1 321	-	-	-	-	-
	2002	-	-	-	-	-	-	-	-	18	-	-	-	-	-
Portugal	2002	-	-	15	-	-	-	-	-	-	-	-	-	-	-

Country or territory, by region	1999	2000	2001	2002	2003	Acetic anhydride ^a (litres)	N-acetylanthranilic acid (kilograms)	Ephedrine (kilograms)	Ergometrine (grams)	Ergotamine (grams)	Isosafrole (litres)	Lysergic acid (grams)	3,4-MDP-2-P (litres)	l-phenyl-2-propanone (litres)	Norephedrine (kilograms)	Piperonal (grams)	Potassium permanganate ^b (kilograms)	Pseudoephedrine (kilograms)	Safrole (litres)
Slovakia	1999	—	—	—	—	—	—	—	—	—	—	—	5 864	—	—	—	—	—	—
	2000	—	—	—	—	—	—	—	—	—	—	—	—	—	—	—	—	—	—
	2001	—	—	—	—	—	—	7 ^a	—	—	—	—	—	—	—	—	—	—	—
	2002	—	—	—	—	—	—	22	—	—	—	—	—	—	—	—	—	—	—
	2003	—	—	—	—	—	—	8	6 000	—	—	—	—	—	—	—	—	—	—
Slovenia	2000	9 167	—	—	—	—	—	—	—	—	—	—	—	—	—	—	—	—	—
	2001	9 260	—	—	—	—	—	—	—	—	—	—	—	—	—	—	—	—	—
Spain	1999	3	—	—	—	—	—	1	—	—	—	—	—	—	—	—	25	—	5
	2000	—	—	—	—	—	—	16	—	—	—	—	—	—	—	—	54	—	—
	2001	—	—	—	—	—	—	—	—	—	—	—	—	—	—	—	150	—	—
	2002	50	—	—	—	—	—	—	—	—	—	—	—	—	—	—	—	—	—
	2003	—	—	—	—	—	—	—	—	—	—	—	—	—	—	—	—	—	—
Sweden	2001	—	—	—	—	—	—	—	—	—	—	—	—	—	—	—	—	—	—
	2003	—	—	—	—	—	—	—	—	—	—	—	—	—	—	—	—	—	—
	2003	—	—	—	—	—	—	—	—	—	—	—	—	—	—	—	—	—	—
United Kingdom	1999	—	—	—	—	—	—	—	—	—	—	—	—	40	—	—	—	—	—
	2000	—	—	—	—	—	—	—	—	—	—	—	—	1 970	—	1 050 000	—	—	—
	2001	64 700	—	—	—	—	—	—	—	—	—	—	—	—	—	—	—	—	—
	2002	—	—	—	—	—	—	—	—	—	—	—	—	—	—	—	—	—	—
Total region	1999	47 743	0	185	3	1	0	0	11	6 323	910	0	30	10 245	0	5	0	39 724	
	2000	20 823	0	4 141	0	0	0	0	0	14 447	7 096	0	1 075 490	61	6	225	2	225	
	2001	100 750	0	28	0	0	0	0	0	11 036	22 523	0	4 600 000	269	5	0	1 903		
	2002	1 955	0	1 418	0	0	37	0	0	8 052	1 566	0	0	108	0	1	1 977		
	2003	79 919	47	1 177	15	234 00	0	0	0	5 488	6 109	0	0	0	0	0	0	0	

Country or territory, by region	Acetic anhydride ^a (litres)	N-acetylanthranilic acid (kilograms)	Ephedrine (kilograms)	Ergometrine (grams)	Ergotamine (grams)	Isosafrole (litres)	Lysergic acid (grams)	3,4-MDP-2-P (litres)	1-phenyl-2-propanone (litres)	Norephedrine (kilograms)	Piperonal (grams)	Potassium permanganate ^b (kilograms)	Pseudoephedrine (kilograms)	Safrole (litres)
Oceania														
Australia	1999 86	—	1	—	—	—	°	°	3	—	20 250	2	12	5
	2000 7	—	13	—	—	—	8	—	—	—	—	1	111	°
	2001 3	—	644	—	25	—	71	—	4	15	32	4	79	1
	2002 10	—	90	°	°	—	173	3	°	3	16 100	°	62	1
	2003 —	—	94	°	°	—	°	—	—	14	—	—	762	405
Total region	1999 86	0	1	0	0	0	°	°	3	0	20 250	2	12	5
	2000 7	0	13	0	0	0	8	0	0	0	0	1	111	°
	2001 3	0	644	0	25	0	71	0	4	15	32	4	79	1
	2002 10	0	90	°	°	0	173	3	°	3	16 100	°	62	1
	2003 0	0	94	°	°	0	°	0	0	14	0	0	762	405
World total	1999 126 725	0	17 685	3	1	84	11	6 324	1 363	17	4 670 280	162 725	3 463	19
	2000 109 343	0	18 331	0	7	0	277	14 447	7 136	132	3 077 581	76 653	45 396	39 732
	2001 203 270	1	9 016	0	70	0	71	11 050	22 735	16	4 600 032	51 808	22 189	344
	2002 118 049	0	14 670	°	°	39	853	9 288	1 915	18	12 128 580	85 359	145 631	1 910
	2003 114 475	47	10 253	15	23 400	0	°	5 488	6 127	14	0	570	17 309	2 491

^a Transferred to Table I of the 1988 Convention in 2001.

^b The following countries have reported seizures of preparations containing ephedrine and/or pseudoephedrine:

(a) 2001: Côte d'Ivoire (13,704 units also reported), Finland (90,000 units), Norway (90,000 units), Slovakia (63,292 units), Sweden (30,664 units) and United Kingdom of Great Britain and Northern Ireland (150,000 units);

(b) 2002: Bulgaria (14,010 units), Finland (12,000 units) and Norway (43,910 units);

(c) 2003: Sweden (10,000 units of ephedrine).

^c For statistical purposes, the data for China do not include those for the Hong Kong Special Administrative Region (SAR) of China and Taiwan Province of China.

^d The exact quantity of the seizures was not specified.

^e The following countries have reported seizures of preparations containing ergometrine and ergotamine:

(a) 2002: Australia (2,391 units of ergometrine and 50 units of ergotamine);

(b) 2003: Australia (350 units of ergometrine and 320 units of ergotamine).

Table A.2
Seizures of substances in Table II of the 1988 Convention, as reported to the International Narcotics Control Board

Country or territory, by region	Acetone (litres)	Anthranilic acid (kilograms)	Ethyl ether (litres)	Hydrochloric acid (litres)	Methyl ethyl ketone (litres)	Phenylacetic acid (kilograms)	Piperidine (kilograms)	Sulphuric acid (litres)	Toluene (litres)
Africa									
Mozambique	—	10 000	—	—	—	—	—	—	—
South Africa									
1999	34	—	5	27	—	—	—	43	2
2000	—	8	—	3	—	—	—	3	—
2001	58	3	2	12	—	2	—	26	—
2002	—	15 625	—	—	—	—	—	—	33 400
2003	—	450	—	—	—	—	—	—	—
Total subregion	34	0	5	27	0	0	0	43	2
1999	34	0	5	27	0	0	0	43	2
2000	0	8	0	3	0	0	0	3	0
2001	58	3	2	12	0	2	0	26	0
2002	0	25 625	0	0	0	0	0	0	33 400
2003	0	450	0	0	0	0	0	0	0
Americas									
North America									
Canada	184	—	—	—	—	—	—	—	—
2003	184	—	—	—	—	—	—	—	—

Country or territory, by region	Acetone (litres)	Anthranilic acid (kilograms)	Ethyl ether (litres)	Hydrochloric acid (litres)	Methyl ethyl ketone (litres)	Phenylacetic acid (kilograms)	Piperidine (kilograms)	Sulphuric acid (litres)	Toluene (litres)
Mexico									
1999	34	1	1	5	1	1	1	2	3
2000	23	1	1	90	1	1	1	16	1
2001	19 202	1	1	876	1	1	1	173	1
2002	157	1	1	2	1	1	1	19	1
2003	1	1	1	8	1	1	1	25	1
United States									
1999	7	1	1 670	1 250	25	4	1	1 336	3 230
2000	52 336	11	16 013	4 520	75	1	17	740	3 702
2001	12 838	1	2 002	49 235	125	4	0	19 197	4 983
2002	54 290 510	1	6 106 055	91 864	347	36	217	4 350	10 042
2003	127 718	1	10 826	55 791	385	29	8	975 224	8 520
Total subregion									
1999	41	0	1 671	1 255	25	4	0	1 338	3 233
2000	52 359	11	16 014	4 610	75	1	17	756	3 702
2001	32 040	0	2 002	50 111	125	4	0	19 370	4 983
2002	54 290 667	0	6 106 055	91 866	347	36	217	4 369	10 042
2003	127 902	0	10 826	55 799	385	29	8	975 249	8 520
South America									
Argentina									
1999	393 000	1	141 500	207 700	1	1	1	5 000	1
2000	1	1	551	253	1 584	1	1	32	1
2001	424	1	709	141	29 987	1	1	52	1

Country or territory, by region	1999	2000	2001	2002	2003	Acetone (litres)	Anthrannilic acid (kilograms)	Ethyl ether (litres)	Hydrochloric acid (litres)	Methyl ethyl ketone (litres)	Phenylacetic acid (kilograms)	Piperidine (kilograms)	Sulphuric acid (litres)	Toluene (litres)
Bolivia														
	1999	2000	2001			5 945	1	—	5 001	—	1	—	4 213	—
						2 106	1	2 010	922	2 180	1	—	2 698	0
						2 106	1	2 010	922	2 180	1	—	2 698	0
Brazil														
	1999					30 290	1	2 174	6 303	—	1	—	7 920	11 481
	2003					123 698	1	24	36	—	1	—	820	—
Chile														
	1999					4	1	—	—	—	1	—	1	—
	2000					61	1	—	8	—	1	—	—	—
	2001					—	1	—	—	—	1	—	18	—
	2003					58	1	—	31	—	1	—	—	—
Colombia														
	1999					1 666 229	1	205 983	143 516	88 402	1	—	286 929	92 982
	2000					894 070	1	67 704	62 298	69 209	1	—	198 359	13 306
	2001					1 546 651	1	53 989	126 884	10 674	1	—	242	19
	2002					1 841 859	1	110 098	140 650	41 332	1	—	285 108	—
Ecuador														
	1999					327	1	—	710	42 201	1	—	8 249	1
	2000					—	1	—	228	7473	1	—	1 469	—
	2001					—	1	—	160	1 975	1	—	296	—
	2002					41	1	2	331	687	1	—	776	6
	2003					3	1	—	509	76	1	—	1 086	40

Country or territory, by region	Acetone (litres)	Anthrannilic acid (kilograms)	Ethyl ether (litres)	Hydrochloric acid (litres)	Methyl ethyl ketone (litres)	Phenylacetic acid (kilograms)	Piperidine (kilograms)	Sulphuric acid (litres)	Toluene (litres)
Peru	1999	29 892	18	9 824	1 046	-	-	26 828	3 947
	2000	40 657	14 613	7 546	-	-	-	21 517	4 743
	2001	11 549	-	2 241	-	-	-	18 395	8 679
	2002	11 463	2	21 401	138	-	-	22 489	9 157
	2003	2 097	-	9 571	-	-	-	10 051	-
Venezuela	1999	6 600	-	-	2 000	-	-	-	-
	2000	3 600	-	-	-	-	-	-	-
	2001	-	-	25 580	-	-	-	1 344	2 800
	2002	285 577	133	4 681	10 164	-	-	28	-
	2003	34 905	-	-	-	-	-	-	70 044
Total subregion	1999	2 132 288	0	349 675	373 054	133 649	0	339 140	108 411
2000	940 495	0	84 877	71 254	80 446	0	0	224 075	18 049
2001	1 560 730	0	56 708	155 928	44 816	0	0	23 045	11 498
2002	2 138 940	0	110 235	167 063	52 321	0	0	308 401	9 163
2003	160 761	0	24	10 147	76	0	0	11 957	70 084
Asia									
East and South-East Asia									
China ^a	1999	-	34 172	-	-	-	-	-	-
	2000	18 553	5 407	-	-	-	-	-	-
	2002	888	2 704	-	-	-	-	-	-
	2003	19 704	-	-	-	-	-	-	-

Country or territory, by region	Acetone (litres)	Anthranilic acid (kilograms)	Ethyl ether (litres)	Hydrochloric acid (litres)	Methyl ethyl ketone (litres)	Phenylacetic acid (kilograms)	Piperidine (kilograms)	Sulphuric acid (litres)	Toluene (litres)
<i>Hong Kong SAR of China</i>									
1999	-	°	-	-	-	-	-	-	-
<i>Macao SAR of China</i>									
2003	-	-	-	2	-	-	-	1	-
Myanmar	314	-	-	1 642	-	594	-	859	-
2000	4 319	-	36 400	956	-	-	-	5 828	-
2001	114	1	136	3 870	-	375	-	2 937	-
2002	91	1	341	272	-	-	-	1 423	-
Philippines	613	-	-	377	-	-	-	-	-
2002	2 332	-	125	21	-	-	-	-	-
Republic of Korea	-	-	-	1	-	-	-	-	-
1999	-	-	-	-	-	-	-	-	-
Thailand	1 827	-	-	2 999	1 192	-	-	2 139	624
2000	-	-	1 600	-	-	-	-	-	-
2001	-	-	1 205	20	-	-	-	-	-
2003	-	-	-	8	-	-	-	5	-
Total subregion	2 141	°	34 172	4 642	1 192	594	°	2 998	624
1999	2 141	°	34 172	4 642	1 192	594	°	2 998	624
2000	22 872	0	43 407	956	0	0	0	5 828	0
2001	727	1	1 341	4 267	0	375	0	2 937	0
2002	3 311	1	3 170	293	0	0	0	1 423	0
2003	19 704	0	0	10	0	0	0	6	0

Country or territory, by region	Acetone (litres)	Anthrannilic acid (kilograms)	Ethyl ether (litres)	Hydrochloric acid (litres)	Methyl ethyl ketone (litres)	Phenylacetic acid (kilograms)	Piperidine (kilograms)	Sulphuric acid (litres)	Toluene (litres)
West Asia									
Kazakhstan									
2001	—	—	—	265	—	—	—	1 334	—
2002	26	—	—	581	—	—	—	427 234	69
Lebanon									
2002	—	—	—	30	—	—	—	—	—
2003	—	—	119	1 999	—	—	—	—	—
Turkey									
1999	384	—	14	31	—	—	—	—	—
2000	—	—	—	5	—	—	—	5	25 964
2001	422	—	1 075	—	—	—	—	217	—
2002	870	—	1 235	—	—	—	—	3	—
2003	295	—	4 224	270 725	—	—	—	41	—
Total subregion									
1999	384	0	14	31	0	0	0	0	0
2000	0	0	0	5	0	0	0	5	25 964
2001	422	0	1 075	265	0	0	0	1 551	0
2002	896	0	1 235	611	0	0	0	427 237	69
2003	295	0	4 343	272 724	0	0	0	41	0
Europe									
States not members of the European Union									
Bulgaria									
2000	144	—	2 000	1 000	—	28	—	—	24
2003	—	5 000	—	—	—	—	—	—	0

Country or territory, by region	Year	Acetone (litres)	Anthrannilic acid (kilograms)	Ethyl ether (litres)	Hydrochloric acid (litres)	Methyl ethyl ketone (litres)	Phenylacetic acid (kilograms)	Piperidine (kilograms)	Sulphuric acid (litres)	Toluene (litres)
Norway	1999	-	-	-	-	-	-	-	1	-
	2002	-	-	11	-	-	-	-	1	-
Romania	1999	-	-	377	-	-	-	-	-	-
	2002	-	-	11	-	-	-	-	1	-
Russian Federation	1999	417 860	-	6	211 825	4 464	-	-	4 452	709
	2000	11 464	-	7 885	58 897	13 036	-	2	54 652	10 758
	2003	18 828	-	-	19 795	44	-	-	8 403	1 416
Ukraine	1999	824	-	-	-	-	-	3	-	21
	2000	20	-	-	7	-	-	-	7	48
	2001	152	-	4 500	-	-	-	-	-	-
	2002	1 281	-	-	147	-	-	-	13	3 643 180
	2003	7 516	-	760	2249	3	78	1	2 035	13 732
European Union										
Austria	2002	1	-	-	-	-	-	-	-	-
	2003	-	-	-	-	-	-	-	-	6
Belgium	2001	2 000	-	3 200	2 435	-	-	-	25	-
	2002	10	-	-	^b	-	-	-	^b	^b
	2003	400	-	-	-	-	-	-	-	-

<i>Country or territory, by region</i>	<i>Year</i>	<i>Acetone (litres)</i>	<i>Anthranilic acid (kilograms)</i>	<i>Ethyl ether (litres)</i>	<i>Hydrochloric acid (litres)</i>	<i>Methyl ethyl ketone (litres)</i>	<i>Phenylacetic acid (kilograms)</i>	<i>Piperidine (kilograms)</i>	<i>Sulphuric acid (litres)</i>	<i>Toluene (litres)</i>
Czech Republic	2001	33	1	4	11	1	1	1	1	1
	2003	—	1	—	1	—	1	—	—	1
Estonia	2000	°	—	74	—	°	—	—	—	—
	2002	5	1	—	20	—	—	—	9	—
	2003	°	—	4	18	—	—	—	6	°
Finland	2003	—	—	7	1	—	—	—	2	—
France	2002	—	—	—	1	—	—	—	1	—
Germany	1999	1	—	°	1	130	—	—	—	—
	2000	1	—	—	2	—	—	—	—	4
	2001	1 445	—	13	7	—	—	—	4	4
	2002	13	—	1	°	—	—	—	—	5
	2003	43	°	27	30	3	1	1	31	34
Greece	2000	—	—	550	—	—	—	—	171	—
Italy	2003	983	—	4 195	468	271	—	—	423	6

Country or territory, by region	Year	Acetone (litres)	Anthranilic acid (kilograms)	Ethyl ether (litres)	Hydrochloric acid (litres)	Methyl ethyl ketone (litres)	Phenylacetic acid (kilograms)	Piperidine (kilograms)	Sulphuric acid (litres)	Toluene (litres)
Netherlands	1999	1 420	—	1 275	2 965	—	—	—	100	—
	2000	22 680	—	24 135	16 390	20	—	—	160	—
	2001	15 600	—	3 800	8 025	—	—	—	1 250	—
	2002	13 655	—	2 845	8 150	20	—	—	415	—
	2003	8 000	—	—	1 000	—	—	—	200	—
Poland	2002	74	—	—	242	—	—	—	88	3
Portugal	2000	38	—	1	—	—	—	—	3	—
	2003	14	—	1	1	—	—	1	1	0
Slovakia	2002	—	—	—	8	—	—	—	—	40
	2003	—	—	—	2	—	—	—	—	—
Spain	1999	610	—	300	19	75	—	—	6	—
	2000	151	—	203	311	533	—	4	26	—
	2001	4 694	—	6 829	151	5 930	—	—	42	365
	2002	246	—	12	6	50	38	—	12	—
	2003	1 714	—	1	106	—	50	—	206	—
Sweden	2001	—	—	—	—	—	—	—	3	—

Country or territory, by region	Acetone (litres)	Anthrannilic acid (kilograms)	Ethyl ether (litres)	Hydrochloric acid (litres)	Methyl ethyl ketone (litres)	Phenylacetic acid (kilograms)	Piperidine (kilograms)	Sulphuric acid (litres)	Toluene (litres)
United Kingdom									
1999	208	-	3	10	-	-	-	53	5
2000	-	-	-	413 834	-	-	-	-	-
2001	-	-	7 096	-	1 250	-	-	-	3 673
2002	-	-	75	-	-	-	-	50	-
Total region									
1999	420 923	0	1 960	214 820	4 669	0	3	4 612	735
2000	34 498	0	34 848	490 441	13 589	28	6	55 019	10 833
2001	23 924	0	25 442	10 629	7 180	0	0	1 324	4 042
2002	15 285	0	2 944	8 574	70	38	0	589	3 643 228
2003	37 497	5 000	4 995	23 671	320	129	3	11 307	15 195
Oceania									
Australia									
1999	590	-	269	146	3	51	-	38	272
2000	159	-	109	318	-	-	-	149	198
2001	488	-	387	450	16	0	35	412	231
2002	436	-	67	205	23	5	-	26	103
2003	27	-	-	61	-	-	-	-	-
Total region									
1999	590	0	269	146	3	51	0	38	272
2000	159	0	109	318	0	0	0	149	198
2001	488	0	387	450	16	0	35	412	231
2002	436	0	67	205	23	5	0	26	103
2003	27	0	0	61	0	0	0	0	0

Country or territory, by region	Acetone (litres)	Anthrannilic acid (kilograms)	Ethyl ether (litres)	Hydrochloric acid (litres)	Methyl ethyl ketone (litres)	Phenylacetic acid (kilograms)	Piperidine (kilograms)	Sulphuric acid (litres)	Toluene (litres)
World total	1999 2 556 401	°	387 767	593 975	139 538	649	3	348 169	113 276
	2000 1 050 382	19	179 254	567 586	94 110	29	23	285 835	58 746
	2001 1 618 389	4	86 957	221 662	52 137	381	35	48 665	20 754
	2002 56 449 535	25 626	6 223 706	268 612	52 761	79	217	742 045	3 696 005
	2003 346 200	5 450	15 966	91 686	782	158	12	998 560	93 799

^a For statistical purposes, the data for China do not include those for the Hong Kong Special Administrative Region (SAR) of China and Taiwan Province of China.

^b The exact quantity of the seizures was not specified.

Annex IV

Submission of information by Governments on licit trade in, uses of and requirements for substances in Tables I and II of the 1988 Convention for the years 1999-2003

Governments of the countries and territories listed in the table below have provided on form D information on licit trade in, uses of and requirements for substances in Tables I and II of the United Nations Convention against Illicit Traffic in Narcotic Drugs and Psychotropic Substances of 1988 for the years 1999-2003. That information was requested in accordance with Economic and Social Council resolution 1995/20 of 24 July 1995. Details may be made available on a case-by-case basis, subject to confidentiality of data.

Notes: The names of non-metropolitan territories and special administrative regions are in italics.

X signifies that relevant information was submitted on form D.

Country or territory	1999		2000		2001		2002		2003	
	Trade	Uses and/or requirements	Trade	Uses and/or requirements	Trade	Uses and/or requirements	Trade	Uses and/or requirements	Trade	Uses and/or requirements
Afghanistan			X	X						
Albania										
Algeria	X	X			X	X	X	X	X	X
Andorra										
Angola										
<i>Anguilla</i>	X	X			X	X	X	X		
Antigua and Barbuda			X	X						
Argentina	X	X	X	X	X	X	X	X		
Armenia					X	X	X	X	X	X
<i>Aruba</i>										
<i>Ascension Island</i>	X	X	X	X	X	X	X	X	X	X
Australia	X	X	X	X	X	X	X	X	X	X
Austria			X	X	X	X	X	X	X	X
Azerbaijan			X	X			X	X	X	
Bahamas										
Bahrain			X	X	X	X				
Bangladesh					X	X	X	X	X	X
Barbados	X	X	X	X	X	X	X	X	X	X
Belarus	X	X	X	X	X	X	X	X	X	X
Belgium	X		X		X		X		X	
Belize										
Benin	X	X	X	X	X	X	X	X	X	X
<i>Bermuda</i>										
Bhutan			X	X						

Country or territory	1999		2000		2001		2002		2003	
	Trade	Uses and/or requirements	Trade	Uses and/or requirements	Trade	Uses and/or requirements	Trade	Uses and/or requirements	Trade	Uses and/or requirements
Bolivia			X	X	X	X	X		X	X
Bosnia and Herzegovina					X	X				
Botswana										
Brazil	X						X	X	X	X
<i>British Virgin Islands</i>										
Brunei Darussalam	X	X	X	X	X	X	X	X	X	X
Bulgaria	X	X	X	X	X	X	X	X	X	X
Burkina Faso										
Burundi										
Cambodia										
Cameroon										
Canada	X								X	X
Cape Verde										
<i>Cayman Islands</i>	X	X								
Central African Republic					X	X				
Chad										
Chile	X	X	X	X	X	X	X	X	X	X
China									X	
<i>Hong Kong SAR</i>	X	X	X	X	X	X	X	X	X	X
<i>Macao SAR^a</i>	X	X	X	X	X	X	X	X	X	X
<i>Christmas Island</i>										
<i>Cocos (Keeling) Islands</i>										
Colombia	X	X	X	X	X	X	X	X	X	X
Comoros										
Congo	X	X	X	X					X	X
Cook Islands	X	X	X	X	X	X	X	X	X	X
Costa Rica	X	X	X	X	X	X	X	X	X	X
Côte d'Ivoire										
Croatia									X	X
Cuba			X	X	X	X	X	X		
Cyprus	X	X	X	X	X	X	X	X	X	X
Czech Republic	X	X	X	X	X	X	X	X	X	X
Democratic People's Republic of Korea					X	X				X
Democratic Republic of the Congo	X	X	X	X					X	X
Denmark	X	X	X	X	X	X	X	X	X	X
Djibouti										
Dominica										
Dominican Republic	X	X								
Ecuador	X	X	X	X	X	X	X	X	X	X
Egypt							X	X	X	X

Country or territory	1999		2000		2001		2002		2003	
	Trade	Uses and/or requirements	Trade	Uses and/or requirements	Trade	Uses and/or requirements	Trade	Uses and/or requirements	Trade	Uses and/or requirements
El Salvador	X	X	X	X	X	X	X	X	X	X
Equatorial Guinea										
Eritrea										
Estonia	X	X	X	X	X		X	X	X	X
Ethiopia	X	X	X	X	X	X	X	X	X	X
Falkland Islands (Malvinas)	X	X	X	X			X	X	X	X
Fiji	X	X	X	X	X	X				
Finland	X	X	X	X	X	X	X	X	X	X
France	X		X		X		X		X	
French Polynesia					X					
Gabon										
Gambia										
Georgia							X	X	X	X
Germany	X		X		X		X		X	
Ghana							X	X		
Gibraltar										
Greece	X	X	X	X	X	X	X	X	X	X
Grenada										
Guatemala	X	X	X	X	X	X	X	X		
Guinea										
Guinea-Bissau										
Guyana	X	X	X	X			X	X		
Haiti									X	X
Honduras	X									
Hungary	X	X	X	X	X	X	X	X	X	X
Iceland							X	X		
India	X	X	X	X	X	X	X	X		
Indonesia	X	X	X	X	X	X	X	X	X	X
Iran (Islamic Republic of)	X	X					X	X	X	X
Iraq			X	X					X	X
Ireland			X	X	X	X	X	X	X	X
Israel										
Italy	X		X		X		X		X	
Jamaica	X	X	X	X	X	X	X	X	X	X
Japan	X	X	X	X	X	X	X	X	X	X
Jordan	X	X	X	X	X	X			X	X
Kazakhstan	X	X		X	X		X	X		
Kenya			X		X		X		X	
Kiribati					X	X				
Kuwait										
Kyrgyzstan	X	X	X	X	X	X	X	X	X	X

Country or territory	1999		2000		2001		2002		2003	
	Trade	Uses and/or requirements	Trade	Uses and/or requirements	Trade	Uses and/or requirements	Trade	Uses and/or requirements	Trade	Uses and/or requirements
Lao People's Democratic Republic	X		X		X		X		X	
Latvia	X	X	X	X	X		X	X	X	X
Lebanon					X	X	X	X	X	X
Lesotho										
Liberia										
Libyan Arab Jamahiriya										
Lithuania	X	X	X	X		X	X	X	X	X
Luxembourg	X	X	X		X	X	X	X	X	
Madagascar										
Malawi										
Malaysia	X	X	X	X	X	X	X	X	X	X
Maldives					X	X				
Mali			X	X	X	X	X		X	
Malta			X	X	X	X	X	X	X	X
Marshall Islands										
Mauritania										
Mauritius	X		X	X	X	X	X	X	X	X
Mexico	X	X	X	X	X	X	X	X	X	X
Micronesia (Federated States of)									X	X
Monaco	X	X	X	X	X	X	X	X	X	X
Mongolia										
Montserrat										
Morocco	X	X								
Mozambique										
Myanmar	X	X	X	X	X	X			X	X
Namibia										
Nauru										
Nepal	X	X			X	X			X	
Netherlands	X		X		X		X		X	X
Netherlands Antilles										
New Caledonia	X	X	X		X		X		X	X
New Zealand	X	X	X	X						
Nicaragua	X	X	X	X	X	X	X	X	X	X
Niger										
Nigeria	X	X	X	X	X	X	X	X	X	X
Norfolk Island										
Norway			X				X	X	X	X
Oman	X	X	X				X	X		
Pakistan										
Palau									X	
Panama	X	X	X	X	X	X	X	X	X	X

Country or territory	1999		2000		2001		2002		2003	
	Trade	Uses and/or requirements	Trade	Uses and/or requirements	Trade	Uses and/or requirements	Trade	Uses and/or requirements	Trade	Uses and/or requirements
Papua New Guinea										
Paraguay			X	X	X	X	X	X	X	X
Peru	X	X	X	X	X	X			X	X
Philippines					X	X	X	X		
Poland	X	X	X	X	X	X	X	X	X	X
Portugal	X		X		X	X	X	X	X	X
Qatar					X	X				
Republic of Korea					X		X		X	
Republic of Moldova										
Romania	X	X	X	X	X	X	X	X	X	X
Russian Federation	X	X	X	X			X	X		
Rwanda					X	X				
Saint Helena		X				X		X		X
Saint Kitts and Nevis										
Saint Lucia										
Saint Vincent and the Grenadines			X	X	X	X		X	X	X
Samoa										
San Marino										
Sao Tome and Principe					X	X				
Saudi Arabia	X	X			X	X	X	X	X	X
Senegal	X	X	X	X	X	X	X	X	X	X
Serbia and Montenegro ^b										
Seychelles							X	X	X	X
Sierra Leone										
Singapore	X	X	X	X	X	X	X	X	X	X
Slovakia	X	X	X	X	X	X	X	X	X	X
Slovenia	X	X	X	X	X	X	X	X	X	X
Solomon Islands					X	X	X	X		
Somalia										
South Africa	X		X	X	X	X	X	X	X	X
Spain	X	X	X	X	X	X	X	X	X	X
Sri Lanka	X	X	X	X	X	X	X	X	X	X
Sudan										
Suriname	X	X	X	X				X	X	X
Swaziland										
Sweden	X	X	X	X	X	X	X	X	X	X
Switzerland	X		X		X		X		X	
Syrian Arab Republic	X				X	X	X	X		
Tajikistan	X	X	X	X	X	X	X	X	X	X
Thailand	X	X	X	X	X	X	X	X	X	X
The former Yugoslav Republic of							X			

Country or territory	1999		2000		2001		2002		2003	
	Trade	Uses and/or requirements	Trade	Uses and/or requirements	Trade	Uses and/or requirements	Trade	Uses and/or requirements	Trade	Uses and/or requirements
Macedonia										
Timor-Leste										
Togo			X							
Tonga										
Trinidad and Tobago	X		X				X	X	X	X
<i>Tristan da Cunha</i>										
Tunisia	X	X	X	X	X	X	X	X	X	X
Turkey	X	X	X	X	X	X	X	X	X	X
Turkmenistan	X	X								
<i>Turks and Caicos Islands</i>	X	X								
Tuvalu			X	X						
Uganda			X	X	X	X			X	X
Ukraine	X	X	X	X	X	X	X	X	X	X
United Arab Emirates	X	X			X	X	X	X	X	X
United Kingdom	X	X	X	X	X		X	X	X	X
United Republic of Tanzania	X	X	X	X	X	X	X	X	X	X
United States of America	X	X	X	X	X	X	X	X	X	X
Uruguay			X	X	X	X				
Uzbekistan	X	X	X	X	X	X	X	X	X	X
Vanuatu					X	X				
Venezuela	X	X	X	X	X	X	X	X	X	X
Viet Nam	X	X	X	X	X	X	X	X		
<i>Wallis and Futuna Islands</i>	X	X								
Yemen										
Zambia	X	X	X	X	X	X			X	X
Zimbabwe										
Total submissions	101	87	104	90	109	96	105	95	106	94
Total number of governments requested to provide information	211	211	211	211	211	211	212	212	212	212

^a On 20 December 1999, the territory of Macao became the Macao Special Administrative Region (SAR) of China.

^b Following the adoption and promulgation of the Constitutional Charter of Serbia and Montenegro by the Assembly of the Federal Republic of Yugoslavia on 4 February 2003 and earlier by the Republic of Serbia and the Republic of Montenegro, the name of the State of the Federal Republic of Yugoslavia has been changed to "Serbia and Montenegro".

Annex V

Governments that have requested pre-export notifications pursuant to article 12, paragraph 10 (a), of the 1988 Convention

1. All Governments of exporting countries and territories are reminded that it is an obligation to provide pre-export notifications to Governments that have requested them pursuant to article 12, paragraph 10 (a), of the United Nations Convention against Illicit Traffic in Narcotic Drugs and Psychotropic Substances of 1988, which provides that:

“... upon request to the Secretary-General by the interested Party, each Party from whose territory a substance in Table I is to be exported shall ensure that, prior to such export, the following information is supplied by its competent authorities to the competent authorities of the importing country:

- “(i) Name and address of the exporter and importer and, when available, the consignee;
- “(ii) Name of the substance in Table I;
- “(iii) Quantity of the substance to be exported;
- “(iv) Expected point of entry and expected date of dispatch;
- “(v) Any other information which is mutually agreed upon by the Parties.”

2. Governments that have requested pre-export notifications under the above-mentioned provisions are listed in the table below in alphabetical order, followed by the substance (or substances) to which the provisions should apply and the date of notification of the request transmitted by the Secretary-General to Governments.

3. Governments may wish to note the possibility of requesting that a pre-export notification for all substances in Table II of the 1988 Convention be sent as well.

Governments that have requested pre-export notifications pursuant to article 12, paragraph 10 (a), of the 1988 Convention

<i>Notifying government</i>	<i>Substances to which pre-export notification requirement applies</i>	<i>Date of communication to Governments by the Secretary-General</i>
Austria	All substances included in Table I ^a	19 May 2000
Antigua and Barbuda ^b	All substances included in Tables I and II	5 May 2000
Argentina	All substances included in Table I ^a	19 November 1999
Australia	Ephedrine, pseudoephedrine	26 June 2000
Belarus ^c	Ephedrine, pseudoephedrine, acetic anhydride and potassium permanganate	

<i>Notifying government</i>	<i>Substances to which pre-export notification requirement applies</i>	<i>Date of communication to Governments by the Secretary-General</i>
Belgium	All substances included in Table I ^a	19 May 2000
Benin ^b	All substances included in Tables I and II	4 February 2000
Bolivia ^b	Acetic anhydride, potassium permanganate, acetone, ethyl ether, hydrochloric acid, sulphuric acid	12 November 2001
Brazil ^b	All substances included in Tables I and II	15 October 1999 and 15 December 1999
<i>Cayman Islands</i> ^b	All substances included in Tables I and II	7 September 1998
China	Acetic anhydride	20 October 2000
<i>Macao SAR</i> ^d	All substances included in Table I ^a	19 May 2000
Colombia ^b	All substances included in Tables I and II	14 October 1998
Costa Rica	All substances included in Table I ^a	27 September 1999
Cyprus	All substances included in Table I ^a	19 May 2000
Czech Republic	All substances included in Table I ^a	19 May 2000
Denmark	All substances included in Table I ^a	19 May 2000
Dominican Republic ^b	All substances included in Table II	11 September 2002
Ecuador ^b	All substances included in Tables I and II	1 August 1996
Egypt	All substances included in Table I and acetone	Not yet notified
Estonia	All substances included in Table I ^a	19 May 2000
Ethiopia ^b	All substances included in Tables I and II	17 December 1999
Finland	All substances included in Table I ^a	19 May 2000
France	All substances included in Table I ^a	19 May 2000
Germany	All substances included in Table I ^a	19 May 2000
Greece	All substances included in Table I ^a	19 May 2000
Haiti ^a	All substances included in Tables I and II	20 June 2002
Hungary	All substances included in Table I ^a	19 May 2000
India ^a	All substances included in Tables I and II	23 March 2000
Indonesia ^a	All substances included in Table I except lysergic acid; anthranilic acid and phenylacetic acid	18 February 2000
Ireland	All substances included in Table I ^a	19 May 2000
Italy	All substances included in Table I ^a	19 May 2000

<i>Notifying government</i>	<i>Substances to which pre-export notification requirement applies</i>	<i>Date of communication to Governments by the Secretary-General</i>
Japan	<i>N</i> -acetylanthranilic acid, ephedrine, ergometrine, ergotamine, isosafrole, lysergic acid, 3,4-methylenedioxyphenyl-2-propanone, 1-phenyl-2-propanone, piperonal, pseudoephedrine and safrole	17 December 1999
Jordan ^b	All substances included in Tables I and II	15 December 1999
Kazakhstan ^b	All substances included in Tables I and II	15 August 2003
Latvia	All substances included in Table I ^a	19 May 2000
Lebanon ^b	All substances included in Tables I and II	14 June 2002
Lithuania	All substances included in Table I ^a	19 May 2000
Luxembourg	All substances included in Table I ^a	19 May 2000
Madagascar ^b	All substances included in Tables I and II	31 March 2003
Malaysia ^b	All substances included in Table I, ^a anthranilic acid, ethyl ether, phenylacetic acid and piperidine	21 August 1998
Malta	All substances included in Table I ^a	19 May 2000
Netherlands	All substances included in Table I ^a	19 May 2000
Nigeria ^b	All substances included in Tables I and II	28 February 2000
Pakistan ^b	Acetic anhydride, ephedrine, potassium permanganate, pseudoephedrine and acetone	12 November 2001
Paraguay ^b	All substances included in Tables I and II	3 February 2000
Peru ^b	Acetic anhydride, ephedrine, ergometrine, ergotamine, lysergic acid, norephedrine, potassium permanganate, pseudoephedrine, acetone, ethyl ether, hydrochloric acid, methyl ethyl ketone, sulphuric acid and toluene	27 September 1999
Philippines ^b	All substances included in Tables I and II	16 April 1999
Poland	All substances included in Table I ^a	19 May 2000
Portugal	All substances included in Table I ^a	19 May 2000
Republic of Moldova ^b	All substances included in Tables I and II	29 December 1998
Romania ^b	Acetic anhydride, potassium permanganate, and all substances included in Table II ^a	17 November 2000

<i>Notifying government</i>	<i>Substances to which pre-export notification requirement applies</i>	<i>Date of communication to Governments by the Secretary-General</i>
Russian Federation ^b	Acetic anhydride, ephedrine, ergometrine, ergotamine, 3,4-methylenedioxyphenyl-2-propanone, norephedrine, 1-phenyl-2-propanone, potassium permanganate, pseudoephedrine and all substances included in Table II ^a	21 February 2000
Saudi Arabia ^b	All substances included in Tables I and II	18 October 1998
Singapore	All substances included in Table I ^a	5 May 2000
Slovakia	All substances included in Table I ^a	19 May 2000
Slovenia	All substances included in Table I ^a	19 May 2000
South Africa ^b	All substances included in Table I, ^a anthranilic acid	11 August 1999
Spain	All substances included in Table I ^a	19 May 2000
Sri Lanka	All substances included in Table I ^a	19 November 1999
Sweden	All substances included in Table I ^a	19 May 2000
Tajikistan ^b	All substances included in Tables I and II	7 February 2000
Turkey ^b	All substances included in Tables I and II	2 November 1995
United Arab Emirates ^b	All substances included in Tables I and II	26 September 1995
United Kingdom	All substances included in Table I ^a	19 May 2000
United Republic of Tanzania ^b	All substances included in Tables I and II	10 December 2002
United States of America	Acetic anhydride, ephedrine, pseudoephedrine	2 June 1995 and 19 January 2001
Venezuela ^b	All substances included in Tables I and II	27 March 2000
European Union, on behalf of all its States members ^e	All substances included in Table I ^a	19 May 2000

Note: Territories are in italics.

^a With effect from 8 December 2001, acetic anhydride and potassium permanganate have been transferred from Table II to Table I of the 1988 Convention.

^b The Secretary-General has informed all Governments of the request of the notifying Government to receive a pre-export notification for substances listed in Table II of the 1988 Convention as well.

^c Not yet notified by the Secretary-General as, in a subsequent communication, the Government of Belarus requested the Secretary-General to suspend such notification until a national mechanism to receive and process pre-export notifications is established.

- ^d Not yet notified by the Secretary-General. With effect from 20 December 1999, the territory of Macao became the Macao Special Administrative Region (SAR) of China.
- ^e Austria, Belgium, Cyprus, the Czech Republic, Denmark, Estonia, Finland, France, Germany, Greece, Hungary, Ireland, Italy, Latvia, Lithuania, Luxembourg, Malta, the Netherlands, Poland, Portugal, Slovakia, Slovenia, Spain, Sweden and the United Kingdom of Great Britain and Northern Ireland.

Annex VI

Substances in Tables I and II of the 1988 Convention

Table I

Acetic anhydride
 N-Acetylanthranilic acid
 Ephedrine
 Ergometrine
 Ergotamine
 Isosafrole
 Lysergic acid
 3,4-Methylenedioxyphenyl-2-propanone
 Norephedrine
 1-Phenyl-2-propanone
 Piperonal
 Potassium permanganate
 Pseudoephedrine
 Safrole

The salts of the substances in this Table whenever the existence of such salts is possible.

Table II

Acetone
 Anthranilic acid
 Ethyl ether
 Hydrochloric acid^a
 Methyl ethyl ketone
 Phenylacetic acid
 Piperidine
 Sulphuric acid^a
 Toluene

The salts of the substances in this Table whenever the existence of such salts is possible.

^a The salts of hydrochloric acid and sulphuric acid are specifically excluded from Table II.

Annex VII

Use of scheduled substances in the illicit manufacture of narcotic drugs and psychotropic substances

The use of scheduled substances in the illicit manufacture of narcotic drugs and psychotropic substances, depicted in figures A.I-A.IV below, represents classic production and manufacturing methods. The extraction of cocaine from coca leaf and the purification of coca paste and the crude base products of cocaine and heroin require solvents, acids and bases. A wide range of such chemicals has been used at all stages of drug production.

Figure A.I

Illicit manufacture of cocaine and heroin: scheduled substances and the approximate quantities of them required for the illicit manufacture of 100 kilograms of cocaine or heroin hydrochloride

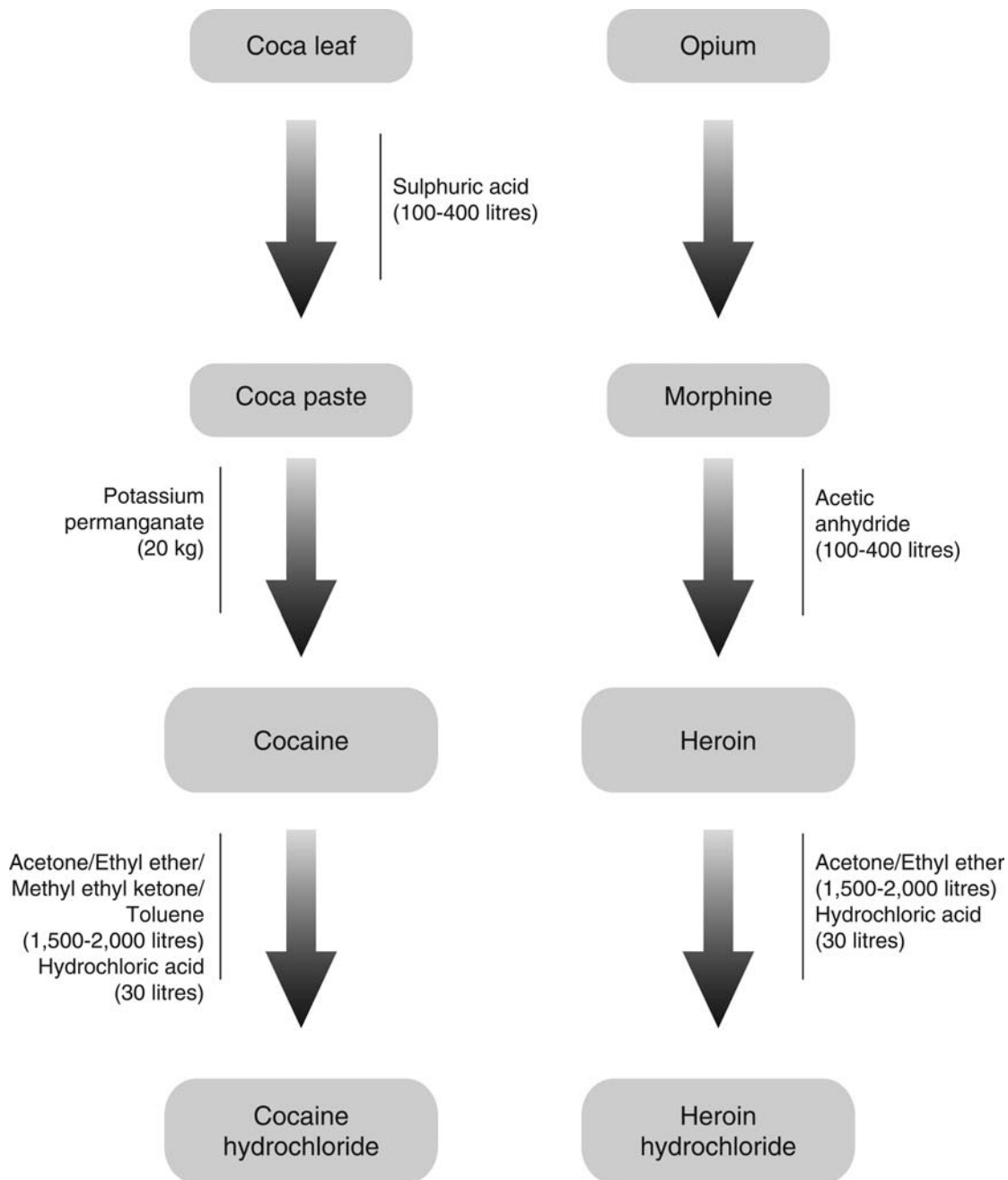


Figure A.II

Illicit manufacture of amphetamine and methamphetamine: scheduled substances and the approximate quantities of them required for the illicit manufacture of 100 kilograms of amphetamine sulphate and methamphetamine hydrochloride

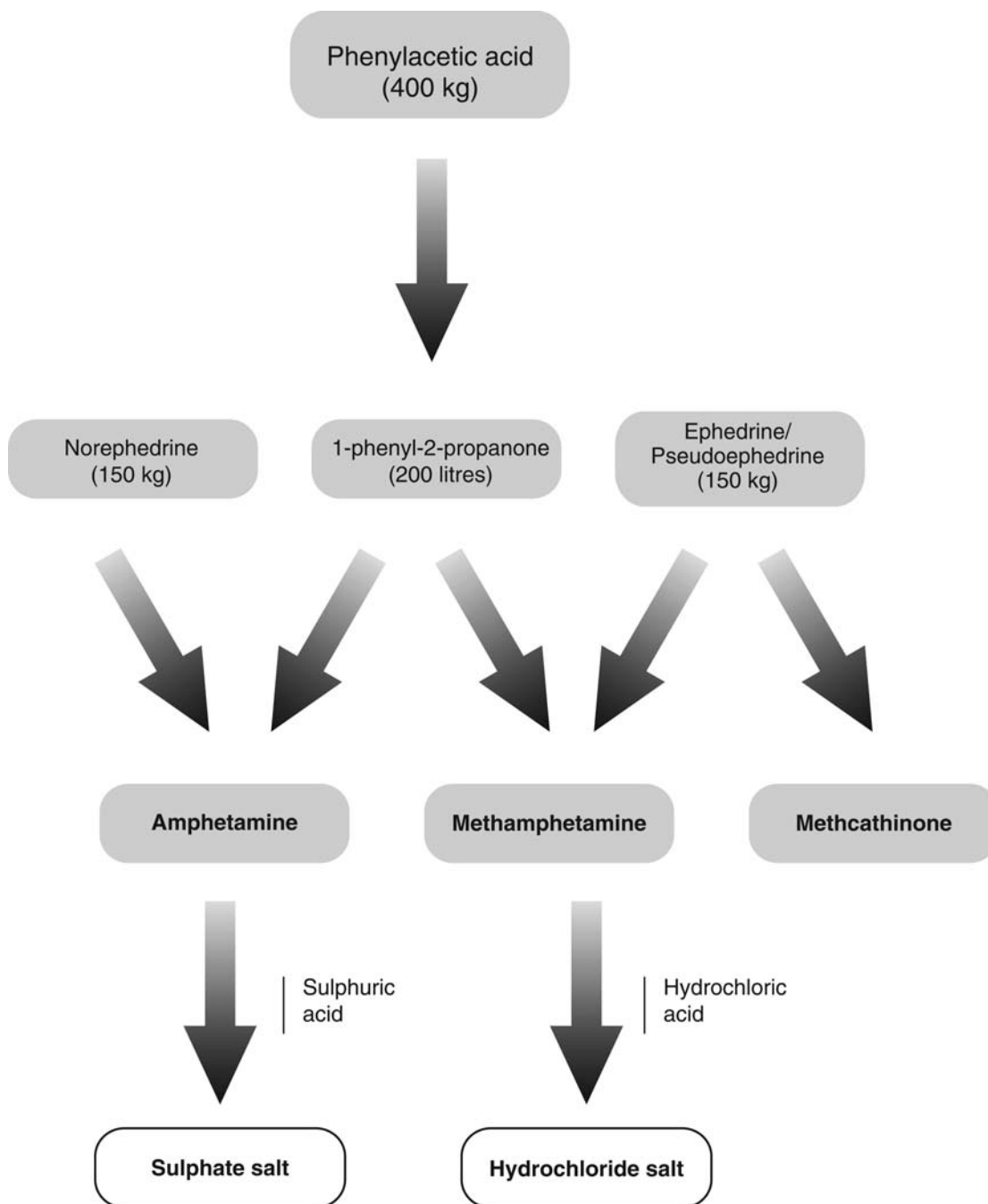
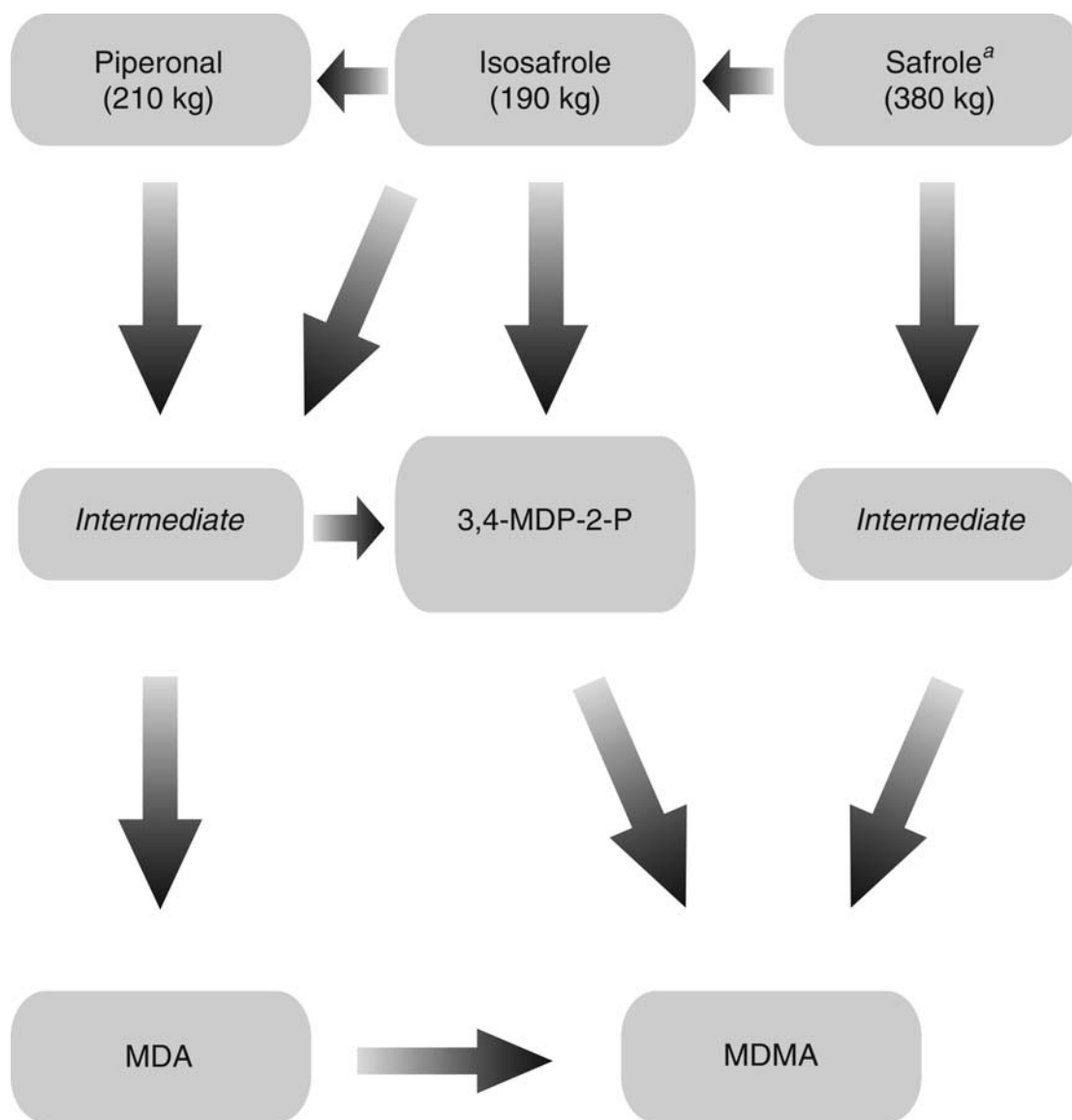


Figure A.III

Illicit manufacture of MDMA and related drugs: scheduled substances and the approximate quantities of them required for the manufacture of 100 litres of 3,4-MDP-2-P

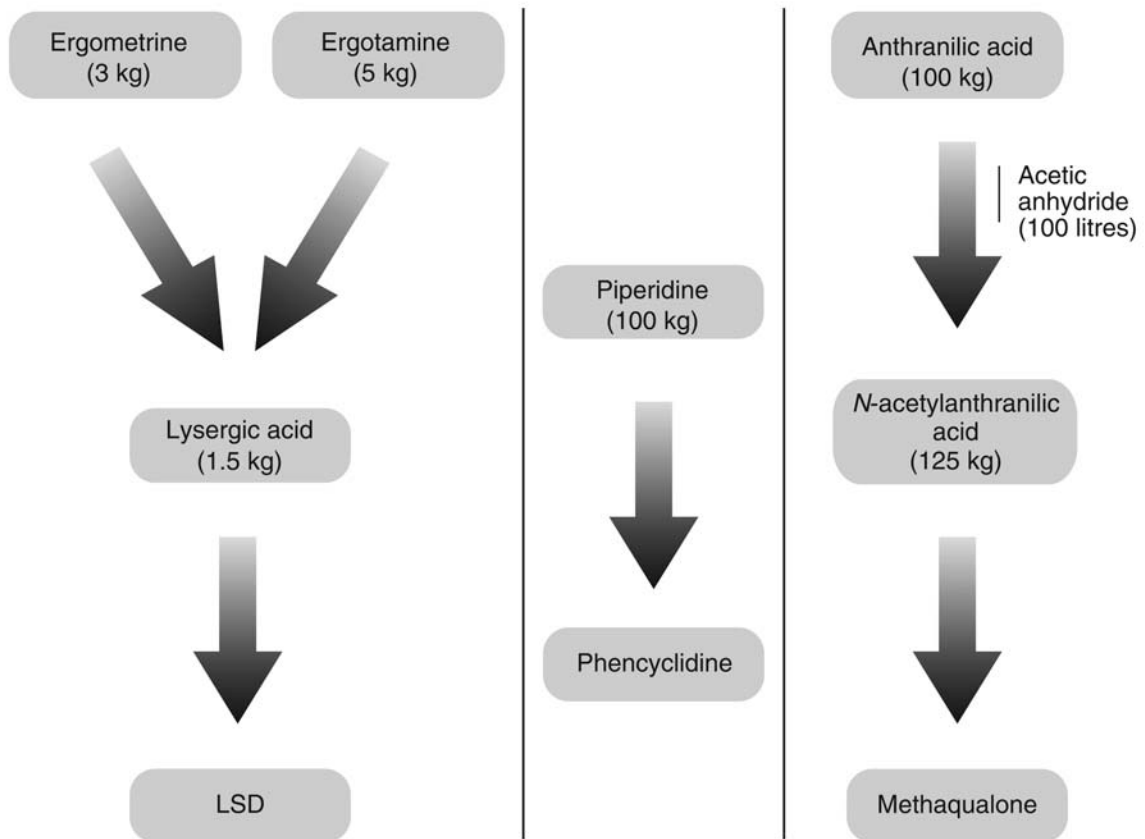


Note: Approximately 250 litres of 3,4-methylenedioxyphenyl-2-propanone (3,4-MDP-2-P) are required to manufacture 100 kg of 3,4-methylenedioxyamphetamine (MDA) hydrochloride; and 125 litres of 3,4-MDP-2-P are required to manufacture 100 kg of methylenedioxymethamphetamine (MDMA) or 3,4-methylenedioxyethylamphetamine (MDEA).

^a Including safrole in the form of sassafras oil.

Figure A.IV

Illicit manufacture of LSD, methaqualone and phencyclidine: scheduled substances and the approximate quantities of them required for the illicit manufacture of 1 kilogram of LSD and 100 kilograms of methaqualone and phencyclidine



Annex VIII

Licit uses of the substances listed in Tables I and II of the 1988 Convention

Knowledge of the most common licit uses of substances in Tables I and II of the 1988 Convention, including the processes and end products in which the substances may be used, is essential to the verification of the legitimacy of orders or shipments. The most common licit uses of those substances reported to the International Narcotics Control Board are as follows:

<i>Substance</i>	<i>Licit uses</i>
Acetic anhydride	Acetylating and dehydrating agent used in the chemical and pharmaceutical industries for the manufacture of cellulose acetate, for textile sizing agents and cold bleaching activators, for polishing metals and for the production of brake fluids, dyes, explosives.
Acetone	Common solvent in the chemical and pharmaceutical industries; used in the production of lubricating oils and as intermediary in the manufacture of chloroform and in the manufacture of plastics, paints, varnishes and cosmetics.
<i>N</i> -Acetylanthranilic acid	Used in the manufacture of pharmaceuticals, plastics and fine chemicals.
Anthranilic acid	Chemical intermediate used in the manufacture of dyes, pharmaceuticals and perfumes; also used in the preparation of bird and insect repellents.
Ephedrine	Used in the manufacture of bronchodilators (cough medicines).
Ergometrine	Used in the treatment of migraine and as oxytocic in obstetrics.
Ergotamine	Used in the treatment of migraine and as oxytocic in obstetrics.
Ethyl ether	Commonly used solvent in chemical laboratories and in the chemical and pharmaceutical industries: mainly used as an extractant for fats, oils, waxes and resins; used for the manufacture of munitions, plastics, perfumes; used in medicine as a general anaesthetic.
Hydrochloric acid	Used in the production of chlorides and hydrochlorides; used for the neutralization of basic systems; used as a catalyst and solvent in organic synthesis.
Isosafrole	Used in the manufacture of piperonal; used to modify oriental perfumes; used to strengthen soap perfumes; used in small quantities, together with methyl salicylate, in root beer and sarsaparilla flavours; also used as a pesticide.

<i>Substance</i>	<i>Licit uses</i>
Lysergic acid	Used in organic synthesis.
3,4-Methylenedioxyphenyl-2-propanone	Used in the manufacture of piperonal and other perfume components.
Methyl ethyl ketone	Common solvent; used in the manufacture of coatings, solvents, degreasing agents, lacquers, resins and smokeless powders.
Norephedrine	Used in the manufacture of nasal decongestants and appetite suppressants.
Phenylacetic acid	Used in the chemical and pharmaceutical industries for the manufacture of phenylacetate esters, amphetamine and some derivatives; used for the synthesis of penicillins; used in fragrance applications and cleaning solutions.
1-Phenyl-2-propanone	Used in the chemical and pharmaceutical industries for the manufacture of amphetamine, methamphetamine and some derivatives; used for the synthesis of propylhexedrine.
Piperidine	Commonly used solvent and reagent in chemical laboratories and in the chemical and pharmaceutical industries; also used in the manufacture of rubber products and plastics.
Piperonal	Used in perfumery; used in cherry and vanilla flavours; used in organic synthesis and as a component for mosquito repellent.
Potassium permanganate	Important reagent in analytical and synthetic organic chemistry; used in bleaching applications, disinfectants, antibacterials and antifungal agents; used in water purification.
Pseudoephedrine	Used in the manufacture of bronchodilators and nasal decongestants.
Safrole	Used in perfumery, for example in the manufacture of piperonal, denaturing fats in soap manufacture.
Sulphuric acid	Used in the production of sulphates; as an acidic oxidizer; used as a dehydrating and purifying agent; used for the neutralization of alkaline solutions; used as a catalyst in organic synthesis; used in the manufacture of fertilizers, explosives, dyestuffs, paper; used as a component of drain and metal cleaners, anti-rust compounds and automobile battery fluids.
Toluene	Industrial solvent; used in the manufacture of explosives, dyes, coatings and other organic substances and as a gasoline additive.

Annex IX

Treaty provisions for the control of substances frequently used in the illicit manufacture of narcotic drugs and psychotropic substances

1. Article 2, paragraph 8, of the Single Convention on Narcotic Drugs of 1961^a provides as follows:

“The Parties shall use their best endeavours to apply to substances which do not fall under this Convention, but which may be used in the illicit manufacture of drugs, such measures of supervision as may be practicable.”

2. Article 2, paragraph 9, of the Convention on Psychotropic Substances of 1971,^b provides as follows:

“The Parties shall use their best endeavours to apply to substances which do not fall under this Convention, but which may be used in the illicit manufacture of psychotropic substances, such measures of supervision as may be practicable.”

3. Article 12 of the United Nations Convention against Illicit Traffic in Narcotic Drugs and Psychotropic Substances of 1988^c contains provisions for the following:

(a) General obligation for parties to take measures to prevent diversion of the substances in Table I and Table II of the 1988 Convention and to cooperate with each other to that end (paragraph 1);

(b) Mechanism for amending the scope of control (paragraphs 2-7);

(c) Requirement to take appropriate measures to monitor manufacture and distribution, to which end parties may: control persons and enterprises; control establishments and premises under licence; require permits for such operations; and prevent accumulation of substances in Tables I and II (paragraph 8);

(d) Obligation to monitor international trade in order to identify suspicious transactions; to provide for seizures; to notify the authorities of the parties concerned in case of suspicious transactions; to require proper labelling and documentation; and to ensure maintenance of such documents for at least two years (paragraph 9);

(e) Mechanism for advance notice of exports of substances in Table I, upon request (paragraph 10);

(f) Confidentiality of information (paragraph 11);

(g) Reporting by parties to the International Narcotics Control Board (paragraph 12);

(h) Report of the Board to the Commission on Narcotic Drugs (paragraph 13);

(i) Non-applicability of the provisions of article 12 to certain preparations (paragraph 14).

Notes

^a United Nations, *Treaty Series*, vol. 520, No. 7515.

^b *Ibid.*, vol. 1019, No. 14956.

^c *Ibid.*, vol. 1582, No. 27627.