

I2ES



The electronic
International Import and Export Authorization System
for narcotic drugs and psychotropic substances



A brief history



Main features



How to become
a user



INTERNATIONAL NARCOTICS CONTROL BOARD



UNODC

United Nations Office on Drugs and Crime

A brief history of I2ES

Planning + Analysis

Design + Implementation

2012

Financial support received from **8 Member States** for the development of the system by INCB, in close cooperation with UNODC.

2013

A **demo version** of I2ES was introduced during the Commission on Narcotic Drugs (CND).

2014

The **pilot I2ES system** was tested by 14 competent national authorities.

A brief history of I2ES

A brief
history

Testing + Integration

2015

Launch of
the I2ES
system during
the CND.

2016

21 countries
participated in
the 1st User
Group Meeting
during the CND.

2017

25 countries partici
pated in the 2nd
User Group
Meeting during
the CND.

A brief history of I2ES



Increase usage

2018




MAIN FEATURES



Platform for issuance, upload, exchange of import and export authorizations between countries.



A web-based app designed to expedite the process.



Funded by:
Australia, Canada,
France, Italy,
Portugal, Russian
Federation and the
USA.


ADDED VALUES



Save time and resources to process import and export authorizations.



Improve communications between countries with alert systems.



In line with the Single Convention on Narcotic Drugs (1961) and the Convention on Psychotropic Substances (1971).


NEXT STEPS



To make it available
in additional
languages.



To build Member
States' capacities
[Training of Trainers
-ToT].



Local and regional
meetings to
customize the
system.

How to become a user

1 STEP

REGISTER FOR AN ACCOUNT

<https://i2es.incb.org>

2 STEP

ADMINISTRATOR

The **first person** to register for an administrator account is usually the **head** of your **Competent National Authority (CNA)**.

INCB will **send a letter to your CNA to confirm** the registration of the administrator.

3 STEP

CONFIRMATION

Once your **CNA certifies** your registration with a **written** confirmation. INCB will provide you login details to use I2ES.

4 STEP

CREATE USER ACCOUNT

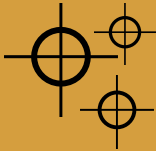
As **administrator** for your country's **account**, you can **create user accounts** for your authority.

How to
become
a user

Getting started



Review your import and export authorizations issued.



Identify your major partners by number of authorizations exchanged.



Discuss with your trading partners to get connected via I2ES.

Q&A



NOT SURE IF YOU HAVE AN ACCOUNT?

Inquire within your authority or **contact** the I2ES team.



YOU HAVE AN ACCOUNT, ARE YOU USING IT?

The I2ES team can provide you with information on **training**.



WANT TO CHANGE THE ADMINISTRATOR?

Write to I2ES team about the change and submit a **new registration**.

Contact Information

INCB



<https://www.incb.org/>



incb.secretariat@un.org



+43 1 260 600

International Import and Export Authorization System

I2ES Team



<http://i2es.incb.org/>



incb.i2es@un.org



+43 1 260 604161