



# 2019 Technical Report on Psychotropic Substances

## Statistics for 2018

144

Psychotropic substances controlled under 1971 Convention

6

New psychotropic substances (Schedule II) added in 2018

30%

Substances with significant presence on the licit market

184

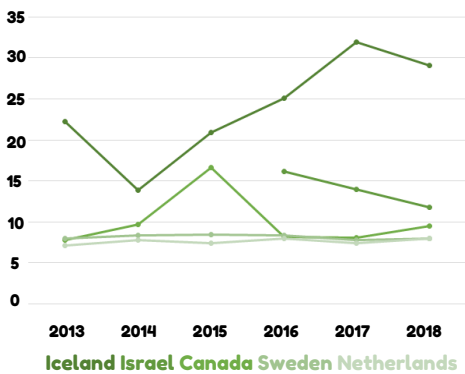
Countries parties to the 1971 Convention in 2018

140

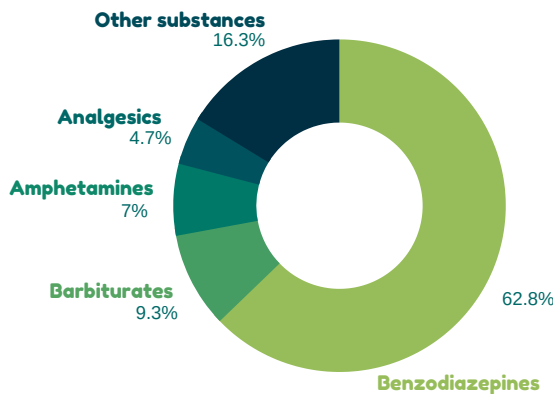
Countries which submitted the 2018 annual statistic report

Manufacture of methylphenidate decreased in 2018, continuing the trend from 2017, although consumption of the substance remained high and imports of it increased.

Consumption in the five countries reporting the highest rates (S-DDD per 1,000 inhabitant per day)

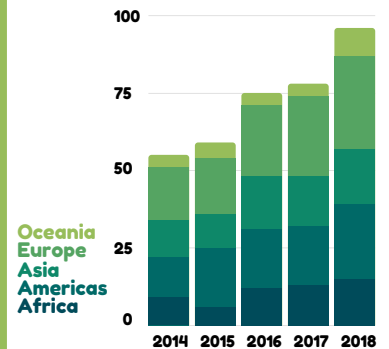


### Substances with significant presence on the licit market



Global manufacture of benzodiazepines increased by 24% in comparison with 2017, driven mainly by Italy, India, China, and Brazil.

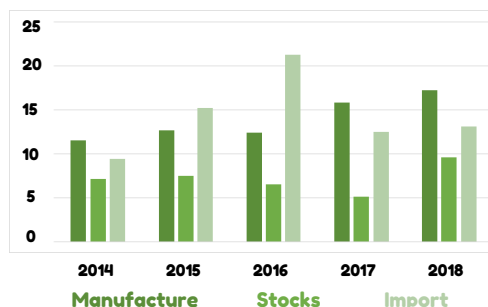
Number of countries reporting consumption, by region



Global manufacture of dexamfetamine and amphetamine increased in 2018, with the United States and France as the main manufacturers.

Manufacture of buprenorphine continued to rise in 2018, reaching a new high within the last five years, largely owing to the continued increase in output in the United Kingdom and the United States.

Buprenorphine: global manufacture, imports and stocks (tons)



Imports of phenobarbital – barbiturate with most significant presence on the licit market – increased by over 95%. Global manufacture led by China and India.

It remains the most used psychotropic substance in the manufacture of preparations exempted from certain measures of control. In 2018, over 20 tons of the substance was used for such preparations.



Download from INCB website

<https://www.incb.org>